


The Energy Educator



ENERGY MANAGEMENT

YEAR EIGHT

Walla Walla Public Schools
364 S. Park
Walla Walla, WA 99362
Phone: 509-520-7987
Fax: 509-527-4553
Email: jbutenhoff@wwps.org

The Energy Management Program

Purpose: To avoid wasting utilities in order to save money to be used for instructional needs.

Guiding Rules:

- Do not interfere with the classroom instructional program.
- Do not light areas that are not in use.
- Do not heat or cool unoccupied areas. Establish and practice equipment shutdown procedures for daily and holiday savings.

Three Steps to Energy Savings

1. Turn off lights when you leave the room.
2. Turn off all electronic equipment at the end of the day.
3. Turn off or setback the thermostat every day.

Settings for Setback: Heating 55 Degrees
Cooling 90 Degrees
(Fans set on Auto.)




Oct. 2006– Sept. 2008

	<u>Percent Saved</u>
ADMINISTRATION	- 4%
BERNEY ELEMENTARY	12%
BLUE RIDGE ELEMENTARY	19%
EDISON ELEMENTARY	19%
GARRISON MIDDLE SCHOOL	25%
GREEN PARK	22%
LINCOLN CAMPUS	20%
PIONEER MIDDLE SCHOOL	19%
PROSPECT POINT	27%
SHARPSTEIN	0%
SUPPORT SERVICES	3%
WALLA WALLA HIGH SCHOOL	37%
GRAND TOTAL:	26 %

Special points of interest:

- The four year contract the district had with Energy Education, Inc. has ended. The district will no longer be required to pay the consulting fee which will result in an additional \$78,000 savings each year.
- Energy Education Inc. works for and with only K-12 public schools nation wide. They currently have over 300 contracts., 4 in Washington State.
- There was a total reduction of \$105,000 in energy costs in the 1st year of the Energy management program.
- The Energy Management program uses Energy CAP software to track utilities and Automated Logic: Supervision to control energy systems.
- Utilities Tracked: Electricity, Gas, Water / Sewer/, Sanitation.
- There are three phases to the Energy Management Program: Management, Education and Accounting.
- The positive spirit and accountability of the Energy Manager, Principals, Custodians and Teachers will contribute to the success of the program.
- Energy efficiency is brought about by conservation strategies and technologies.
- The WWPS Energy Management Program has received over \$150,000 in...

■ *Electric*
■ *Natural Gas*
■ *Water/Sewer*



Year 8 Costs: \$967,278

Base Year Costs: \$748,288

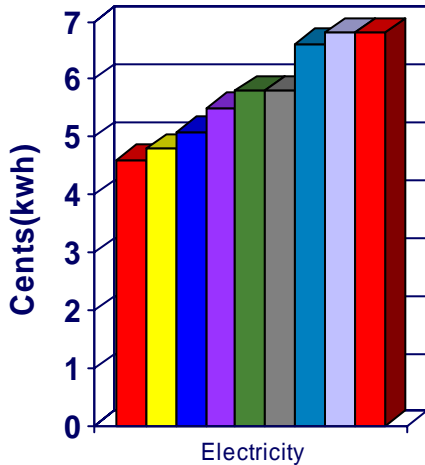
Year 1 Costs:	\$645,033
Year 2 Costs:	\$681,280
Year 3 Costs:	\$749,180
Year 4 Costs:	\$767,412
Year 5 Costs:	\$811,367
Year 6 Costs:	\$812,237
Year 7 Costs:	\$881,543

[Look at the Utility rate changes and low usage charts!](#)

Utility Rate Comparison

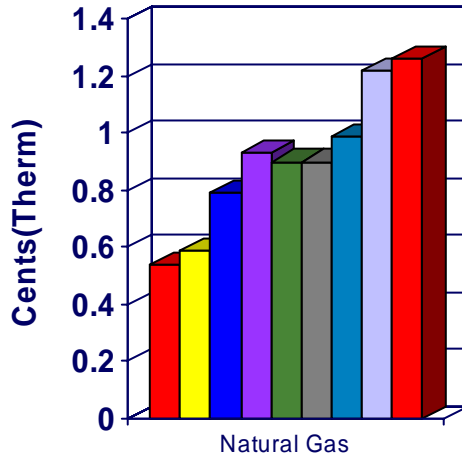
Electricity

Up 47 % (6.8 Cents)




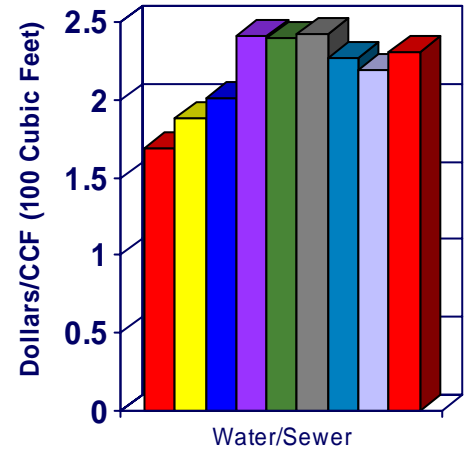
Natural Gas

Up 133 % (\$1.26)



Water/Sewer

Up 36% (\$2.30)



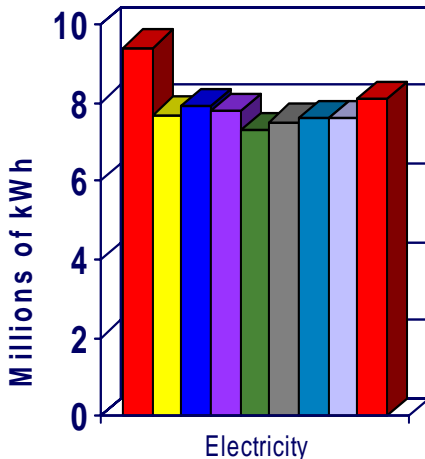
DID YOU KNOW?

- The benefits of turning equipment off include financial savings, longer equipment life and reduced risk of damage to motors, computers and lighting caused by power fluctuations/lightening.
- It takes 20 times the energy to keep a classroom at 68 degrees for 14 hrs., then it does to set it back to 55 degrees for 14 hrs. and then bringing it back up to 68 degrees(in 10 degree weather).
- It is more economical to turn incandescent and fluorescent lights off each time you leave the room.
- A F40 rapid start fluorescent lamp operating continuously lasts 4.3 yrs. The same lamp used for a normal 40 hr. work week, lasts 10 ½ yrs. You cut Power Consumption and Replacement Costs.
- A computer left on 24 hrs. Per. day is wearing out its components at least 3 to 4 times faster then necessary. A computer operating continuously will have an average life of 2.3 yrs. Turned off nights and weekends it increases to 9.6 yrs.
- Experts in the computer industry have determined that turning them off will not hurt them. They have determined that heat is the primary reason for failure. A computer left on for 8 hrs. a day will cost the district about \$50.00 annually, 24 hrs. = \$150.00 annually.
- WWPS uses Vending Misers on vending machines and the Watt Stopper: Isole Occupancy Power Strips on desktops.

Consumption Comparison

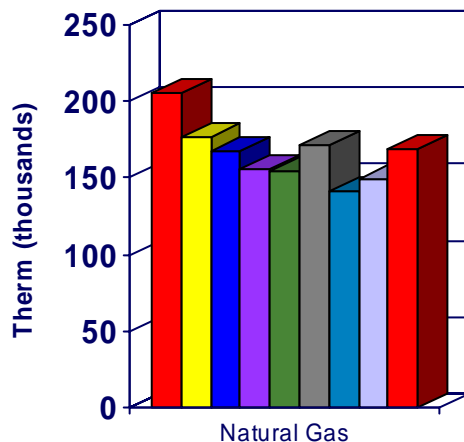
Electricity

Saved 1,376,011 kWh
14% (9.4 - 8.1)



Natural Gas

Saved 35,799 therms
17% (205 - 169)



Water/Sewer

Saved 27,982 CCF (2,798,200 CF)
24% (115 - 87)

