

OASIS USER'S GUIDE

Walla Walla Public Schools

Online Access to Student Information Systems

Revised 8/27/2019



OASIS

Walla Walla Public Schools

Online Access to Student Information Systems

oasis.wwps.org

The OASIS Login Screen

oasis.wwps.org

The screenshot shows a Windows Internet Explorer browser window titled "OASIS - Please Sign In". The address bar contains the URL http://oasis.wwps.org/cupertino?_s=VDs79nE4LxruwWBa&_k=3q4WC. The page content includes the OASIS logo (a palm tree with a red checkmark) and the text "OASIS Walla Walla Public Schools". Below the logo is a login form with two input fields: "Username:" and "Password:". A "Login" button is positioned below the password field. At the bottom of the page, it says "OASIS Software | Built by [Miriam Technologies, Inc.](#)". The browser's status bar at the bottom shows "Done", "Internet", and "100%".

Staff OASIS usernames are the same as Skyward login names.
Login questions?
Email Carrie LaRoy
claroy@wwps.org



OASIS

Walla Walla Public Schools

Online Access to Student Information Systems

oasis.wwps.org

Teacher Page

The screenshot shows a web browser window with the address bar displaying "ROBERT D. BALDWIN". The page header includes the OASIS logo and "OASIS: Walla Walla Public Schools". Below the header, there are navigation links for "Account", "Help", and "Logout". The main content area is titled "Results" and features a profile for "ROBERT D. BALDWIN" with a photo of him holding a globe. A red arrow points to the "Teacher Page" link in the "About the" section. The page displays a list of students for the course "2: ATTENDANCE 2ND GRADE" for Term 1-6. On the right side, there are filters for "School Year" (2009-2010), "Term" (All Terms), and "Period" (All Periods), along with an "Update List" button. Below the filters, there are action links for "Export Results Spreadsheet", "Average Score Graph", and "Download Academic History Report Document".

ROBERT D. BALDWIN

About the [Teacher Page](#)

This page shows all of the students, broken down by subject, that are enrolled in this teacher's course sessions. To view assessment results for a particular student, select a student from the list here.

Filters

School Year: 2009-2010

Term: All Terms

Period: All Periods

Update List

Actions

[Export Results Spreadsheet](#) for all of ROBERT D. BALDWIN's students

[Average Score Graph](#) for all of ROBERT D. BALDWIN's students

[Download Academic History Report Document](#) for all of ROBERT D. BALDWIN's students

2: ATTENDANCE 2ND GRADE

Term: 1-6

[ARREOLA, SAMUEL](#)
[BALES, BRENDEN K.](#)
[BARCELO, KRISTINA M.](#)
[BARNETT, CHRISTOPHER J.](#)
[BOUTA, CONNOR G.](#)
[HERBERT, STEVEN](#)
[HUSSEY, DANIEL J.](#)
[JENNINGS, ALEX J.](#)
[KLASSEN, ETHAN J.](#)
[LEWIS, AUTUMN R.](#)
[LINDSEY, DUSTIN B.](#)
[OWEN, JACKSON S.](#)
[PIES, ADALAIDE M.](#)
[SWANT, AANIKA M.](#)
[WEIGAND, RUTH B.](#)
[ZARAGOZA, ADRIEL J.](#)

[Export Results Spreadsheet for 2: ATTENDANCE 2ND GRADE](#)
[Average Score Graph for 2: ATTENDANCE 2ND GRADE](#)
[Download Classroom Report for 2: ATTENDANCE 2ND GRADE](#)
[Download Academic History Report Document for 2: ATTENDANCE 2ND GRADE](#)



ROBERT D. BALDWIN

About the Teacher Page

This page shows all of the students, broken down by subject, that are enrolled in this teacher's course sessions. To view assessment results for a particular student, select a student from the list here.

Filters

School Year:

Term:

Period:

Actions

- [Export Results Spreadsheet](#) for all of ROBERT D. BALDWIN's students
- [Average Score Graph](#) for all of ROBERT D. BALDWIN's students
- [Download Academic History Report Document](#) for all of ROBERT D. BALDWIN's students

2: ATTENDANCE 2ND GRADE

Term: 1-6

- [ARREOLA, SAMUEL](#)
- [BALES, BRENDEN K.](#)
- [BARCELO, KRISTINA M.](#)
- [BARNETT, CHRISTOPHER J.](#)
- [BOUTA, CONNOR G.](#)
- [HERBERT, STEVEN](#)
- [HUSSEY, DANIEL J.](#)
- [JENNINGS, ALEX J.](#)
- [KLASSEN, ETHAN J.](#)
- [LEWIS, AUTUMN R.](#)
- [LINDSEY, DUSTIN B.](#)
- [OWEN, JACKSON S.](#)
- [PIES, ADALAIDE M.](#)
- [SWANT, AANIKA M.](#)
- [WEIGAND, RUTH B.](#)
- [ZARAGOZA, ADRIEL J.](#)

- [Export Results Spreadsheet for 2: ATTENDANCE 2ND GRADE](#)
- [Average Score Graph for 2: ATTENDANCE 2ND GRADE](#)
- [Download Classroom Report for 2: ATTENDANCE 2ND GRADE](#)
- [Download Academic History Report Document for 2: ATTENDANCE 2ND GRADE](#)

MAIN FEATURES of the Teacher Page

- Change your password
- Teacher's name
- Name of class (other classes taught by this teacher are shown below this one- scroll down)
- List of students enrolled in the current class



ROBERT D. BALDWIN

About the Teacher Page

This page shows all of the students, broken down by subject, that are enrolled in this teacher's course sessions. To view assessment results for a particular student, select a student from the list here.

Filters

School Year: 2009-2010 [dropdown arrow]

Term: All Terms [dropdown arrow]

Period: All Periods [dropdown arrow]

[Update List button]

Actions

- [Export Results Spreadsheet](#) for all of ROBERT D. BALDWIN's students
- [Average Score Graph](#) for all of ROBERT D. BALDWIN's students
- [Download Academic History Report Document](#) for all of ROBERT D. BALDWIN's students

2: ATTENDANCE 2ND GRADE

Term: 1-6

- [ARREOLA, SAMUEL](#)
- [BALES, BRENDEN K.](#)
- [BARCELO, KRISTINA M.](#)
- [BARNETT, CHRISTOPHER J.](#)
- [BOUTA, CONNOR G.](#)
- [HERBERT, STEVEN](#)
- [HUSSEY, DANIEL J.](#)
- [JENNINGS, ALEX J.](#)
- [KLASSEN, ETHAN J.](#)
- [LEWIS, AUTUMN R.](#)
- [LINDSEY, DUSTIN B.](#)
- [OWEN, JACKSON S.](#)
- [PIES, ADALAIDE M.](#)
- [SWANT, AANIKA M.](#)
- [WEIGAND, RUTH B.](#)
- [ZARAGOZA, ADRIEL J.](#)

- [Export Results Spreadsheet for 2: ATTENDANCE 2ND GRADE](#)
- [Average Score Graph for 2: ATTENDANCE 2ND GRADE](#)
- [Download Classroom Report for 2: ATTENDANCE 2ND GRADE](#)
- [Download Academic History Report Document for 2: ATTENDANCE 2ND GRADE](#)

MAIN FEATURES of the Teacher Page (continued)

- Use Filters to look for a specific class – by school year, term, or period. Click [Update List](#) to view only specific classes.

Note: Elementary Teachers who want to view just their current “classroom roster” should select Period 1.

- Click on the name of a student to view assessment results for that particular student.

OASIS: Walla Walla Public Schools

ROBERT D. BALDWIN

2: ATTENDANCE 2ND GRADE

ARREOLA, SAMUEL

PALES, BERENDELK

BORVELLO, KRISTINA M.

BARNETT, CHRISTOPHER J.

BOUTA, CONNOR G.

HERBERT, STEVEN

HUSSEY, DANIEL J.

JENNINGS, ALEX J.

KLASSEN, ETHAN J.

LEVES, AUTUMN B.

LINDSEY, DUSTIN B.

OWEN, JACKSON S.

PIES, ADALAIDE M.

SHAWT, ANIKA M.

WEIGAND, RUTH B.

ZARAGOZA, ADRIEL J.

Click on a Student Name

OASIS: Walla Walla Public Schools

WENDY M. BALDWIN | Account | Help | Logout


Results

ROBERT D. BALDWIN :

SAMUEL ARREOLA

WASHINGTON ELEMENTARY SCHO

Grade Level: 2nd



SAMUEL ARREOLA

ID: 0987654

Special Programs: None

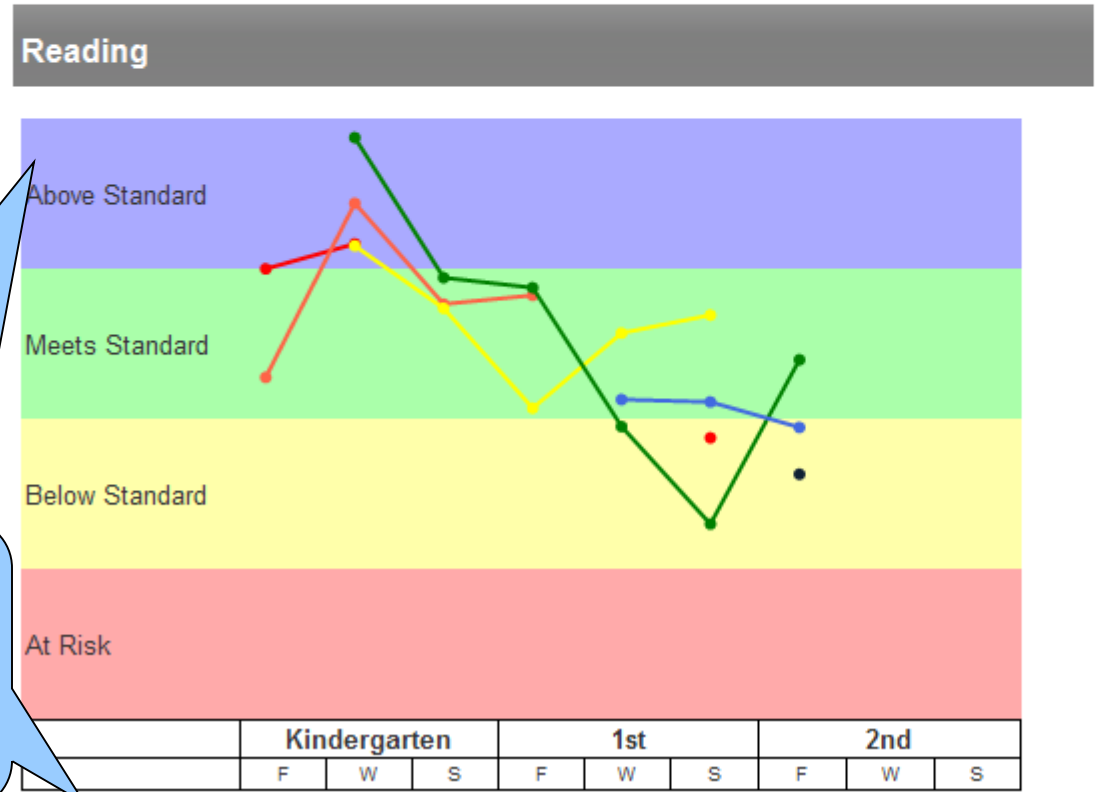
Actions

[Export Results Spreadsheet](#)

[Academic History Report](#)

The Student Page shows individual assessment results over time

Click Show Details to see scores and targets



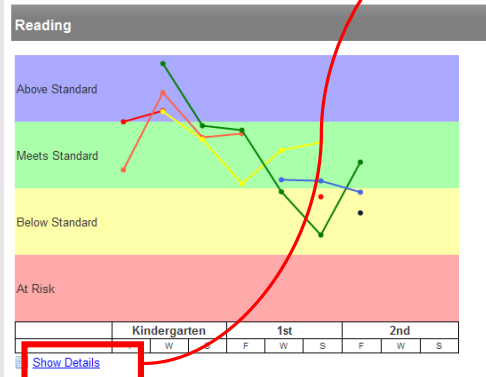
Show Details

Results

ROBERT D. BALDWIN
SAMUEL ARREOLA
 WASHINGTON ELEMENTARY SCHO
 Grade Level: 2nd

 [Show Details](#)

- [Export Results Spreadsheet](#)
- [Academic History Report](#)



[Show Details](#)

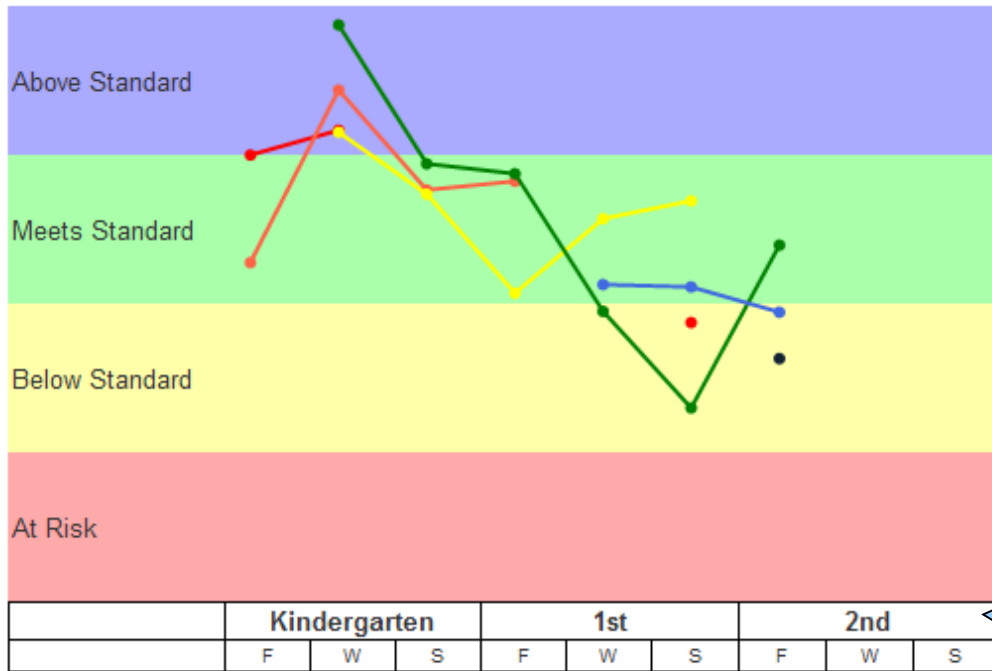
The *Show Details* will display the student scores for the assessments in the subject area selected. The target scores for the assessment at each grade level are also displayed.

DIBELS	Initial Sound Fluency: Knowing the first sound in a word			Letter Naming Fluency: Naming letters			Phoneme Segmentation Fluency: Breaking words into their pieces			Nonsense Word Fluency: Reading nonsense words (measures decoding)			Oral Reading Fluency: Reading passages		
	ISF			LNF			PSF			NWF			ORF		
	F	W	S	F	W	S	F	W	S	F	W	S	F	W	S
Kindergarten	17	32		13	50	53	48	49		43	41				
Target	8	25		8	27	40	18	35		13	25				
1st				51			36	47	53	38	49	36		24	45
Target				37			35	35	35	24	50	50		20	40
2nd										65			43		
Target										50			44	68	90

MAP	READING		
	F	W	S
Kindergarten			
Target	146	151	155
1st			
Target	160	167	173
2nd			
Target	179	186	190

MAP for Primary Grades	READING		
	F	W	S
Kindergarten			
Target	146	151	155
1st			
Target	160	167	173
2nd			
Target	179	185	191

Reading



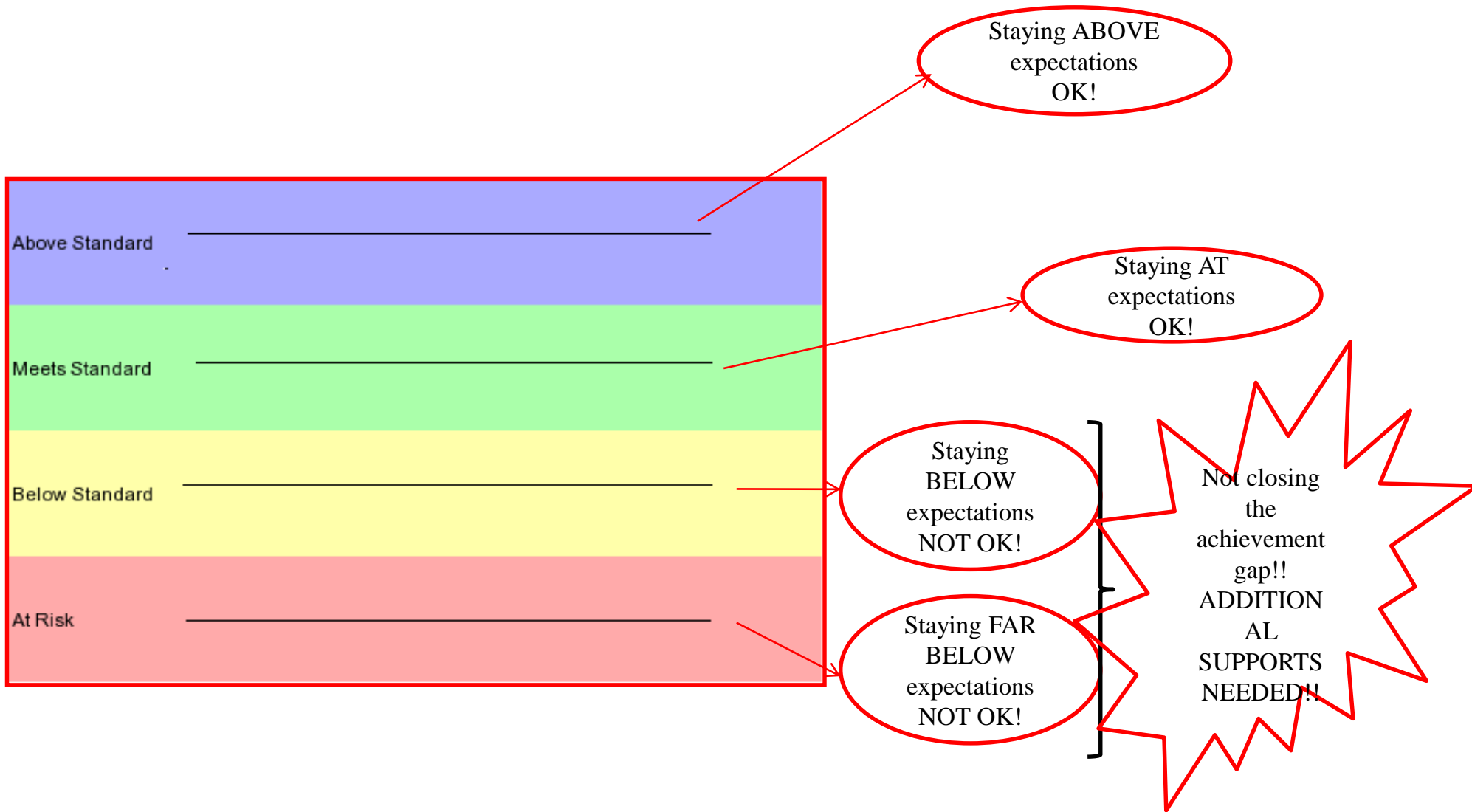
Note: Printing can be done from this screen, but the output varies depending upon which internet browser you are using.

A PDF report option is under development.

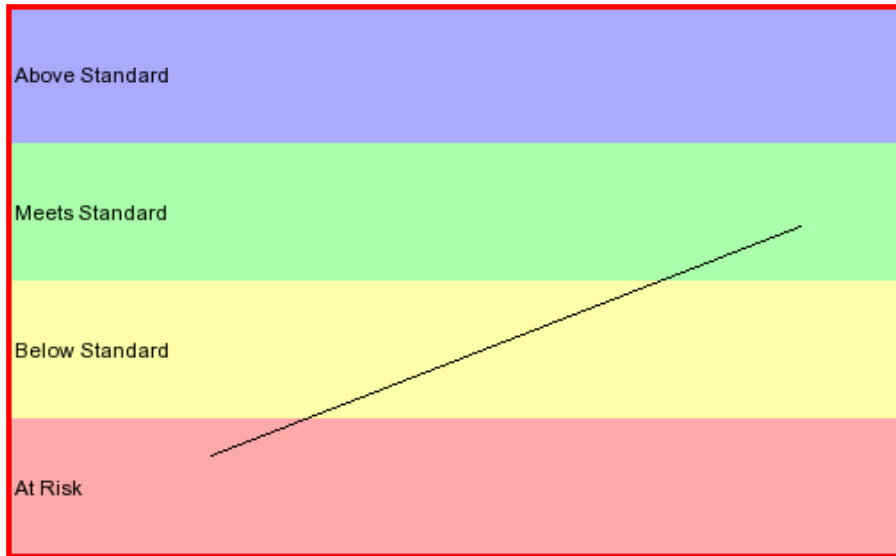
DIBELS	Initial Sound Fluency: Knowing the first sound in a word			Letter Naming Fluency: Naming letters			Phoneme Segmentation Fluency: Breaking words into their pieces			Nonsense Word Fluency: Reading nonsense words (measures decoding)			Oral Reading Fluency: Reading passages		
	ISF			LNF			PSF			NWF			ORF		
	F	W	S	F	W	S	F	W	S	F	W	S	F	W	S
Kindergarten	17	32		13	50	53		48	49		43	41			
Target	8	25		8	27	40		18	35		13	25			
1st				51			36	47	53	38	49	36		24	45
Target				37			35	35	35	24	50	50		20	40
2nd										65			43		
Target										50			44	68	90

Horizontal Lines

mean a student is making gains at a typical pace, BUT...it matters WHERE the line is:

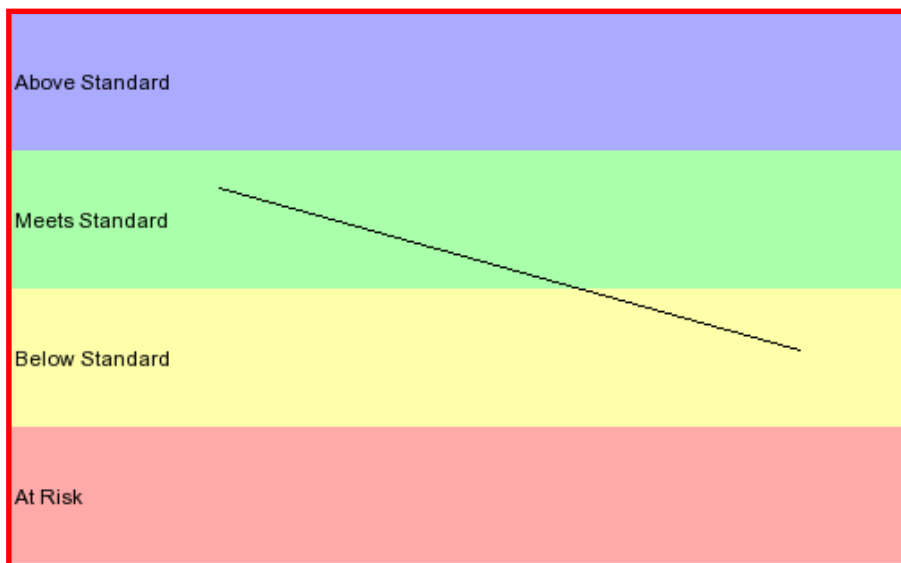


Sloped Lines



Student is progressing at a rate faster than is typical.

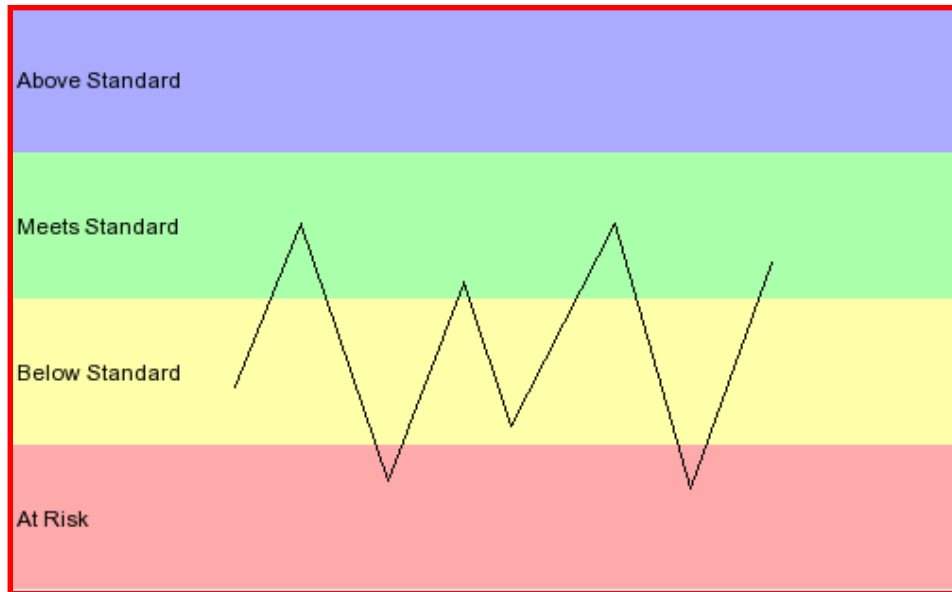
CLOSING THE ACHIEVEMENT GAP!



Student MAY BE:

1. Not progressing, OR:
2. Progressing, but at a rate slower than expected, OR:
3. Regressing (more likely if slope is steeply negative)
(Check student scores for accurate interpretation)

Variable



Possible reasons:

1. Attendance problems
2. Attention/focus problems
3. Social/emotional issues
4. Trouble with a particular testing format (computer versus 1:1 with adult, eg.)
5. Administration or scoring errors
6. Other?

NOTE: If some scores in a variable line graph are in the green or blue for a given measure, it is NOT LIKELY that a skill deficit is the problem.



ROBERT D. BALDWIN

2: ATTENDANCE 2ND GRADE

Term: 1-6

- [ARREOLA, SAMUEL](#)
- [BALES, BRENDEN K.](#)
- [BARCELO, KRISTINA M.](#)
- [BARNETT, CHRISTOPHER J.](#)
- [BOUTA, CONNOR G.](#)
- [HERBERT, STEVEN](#)
- [HUSSEY, DANIEL J.](#)
- [JENNINGS, ALEX J.](#)
- [KLASSEN, ETHAN J.](#)
- [LEWIS, AUTUMN R.](#)
- [LINDSEY, DUSTIN B.](#)
- [OWEN, JACKSON S.](#)
- [PIES, ADALAIDE M.](#)
- [SWANT, AANIKA M.](#)
- [WEIGAND, RUTH B.](#)
- [ZARAGOZA, ADRIEL J.](#)

About the **Teacher Page**

This page shows all of the students, broken down by subject, that are enrolled in this teacher's course sessions. To view assessment results for a particular student, select a student from the list here.

Filters

School Year: 2009-2010

Term: All Terms

Period: All Periods

Update List

Actions

- Export Results Spreadsheet for all of ROBERT D. BALDWIN's students
- Average Score Graph for all of ROBERT D. BALDWIN's students
- Download Academic History Report Document for all of ROBERT D. BALDWIN's students

- Export Results Spreadsheet for 2: ATTENDANCE 2ND GRADE
- Average Score Graph for 2: ATTENDANCE 2ND GRADE
- Download Classroom Report for 2: ATTENDANCE 2ND GRADE**
- Download Academic History Report Document for 2: ATTENDANCE 2ND GRADE**

MAIN REPORTS

available from the
Teacher Page

[Download Classroom Report for](#)

- Select *Classroom Report* to view a PDF report classroom roster with selected assessment data for all students. Up to 30 students per page.

[Download Academic History Report Document for](#)

- Select *Academic History Report* to view a PDF report with all historical assessment data that has been gathered on the student(s). One student per page.

OASIS: Walla Walla Public Schools

Results

ROBERT D. BALDWIN

About the Teacher Page

This page shows all of the students, broken down by subject, that are enrolled in this teacher's course sessions. To view assessment results for a particular student, select a student from the list here.

Filters:

School Year: 2009-2010

Term: All Terms

Period: All Periods

Update List

Actions:

Export Results Spreadsheet for all of ROBERT D. BALDWIN's students

Average Score Graph for all of

2: ATTENDANCE 2ND GRADE

Term: 1-6

ARREGOLA, SAMUEL
DALES, BRENDEN K.
BARCELO, KRISTINA M.
BARNETT, CHRISTOPHER J.
BOUTA, CONNOR G.
HERBERT, STEVEN
HUSSEY, DANIEL J.
JENNINGS, ALEX J.
KLASSEN, ETHAN J.
LEWIS, AUTUMN B.
LINDSEY, DUSTIN B.
OWEN, JACKSON S.
PES, ADALAIDE M.
SHAWT, ANIKA M.
WEIGAND, RUTH B.
ZARAGOZA, ADRIEL J.

Export Results Spreadsheet for 2: ATTENDANCE 2ND GRADE

Download Classroom Report for 2: ATTENDANCE 2ND GRADE

 [Download Classroom Report](#)

The "Classroom Report" displays selected assessment scores of up to 30 students in a class for a teacher on one page.

Classroom Report - FRESHMEN SCIENCE 1-2

WALLA WALLA HIGH SCHOOL - KEITH A. GRADWOHL

Name	S	Gr	Title/LAP Reading	ESL	IEP	ESL	2008-2009 - MAP						2008-2009 - WASL						2008-2009 - WLPT-II			2009-2010 - MAP						2009-2010 - WLPT-II								
							READING			MATH			READING			WRITING			MATH			SCIENCE			Composite			READING			MATH			Composite		
							F	W	S	F	W	S	F	W	S	F	W	S	F	W	S	F	W	S	F	W	S	F	W	S	F	W	S	F	W	S
Target							217	219	219	225	228	230			400			9			400				662	662	220	222	223	230	232	234	668			
F 9	N	N	N	N	N	N	218	215		221					411			10			351						231	219	229	226						
M 9	N	N	N	N	N	N	198	210	215	226	228				406			9			389						204	219	231	241						
F 9	N	N	N	N	N	N																														
M 9	N	N	N	Y	N	N						238			408			10									222		216							
F 9	N	N	N	N	N	N	225	234	233		239				440			10			415						227	230	249	252						
M 9	N	N	N	Y	N	N																														
M 9	N	N	N	N	N	N	213	221	233		233				403			10			402						223	221	236	240						
M 9	N	N	N	N	N	N		228	234		231				403			7			371						230	233	224	233	237					
F 9	N	N	N	N	N	N	222	223	241	239	242				418			12			442						230	231	253	252						
F 9	N	N	N	N	N	N																														
F 9	N	N	N	N	N	N	204	209	206	215	227				398			8			375						219	222	220	234						
F 9	N	N	Y	Y	N	N	175	176	171	189	182				358			3			304			625			182	191	198	194	670					
M 9	N	N	N	N	N	N	219	218	230		225				387			9			379						218	230	234	236						
M 9	Y	N	N	N	N	N	207	209	208	217	227				360			6			371						167	216	201	237						
F 9	N	N	N	N	N	N	209	218	217	226	225				379			10			375						211	214	227	232						
M 9	N	N	N	N	N	N	216	215	231		237				379			10			400						227	231	232	241						
M 9	N	N	N	N	N	N	227	227	242		249				433			11			489						234	230	259	260						
M 9	N	N	N	Y	N	N		197			193				369			7			295						190	201	196	197						
M 9	N	N	N	N	N	N	227	232	241		241				396			8			405						229	236	240	251						
F 9	N	N	N	N	N	N	220	230	230		235				398			9			392						230	234	232	249						
M 9	N	N	N	N	N	N	214	222	226	226	229				415			11			419						219	218	235	241						
M 9	N	N	N	N	N	N	210	212	210						393			8			347						218	221	211	219	222					
M 9	N	N	N	N	N	N																														
F 9	N	N	N	N	N	N	217	215	229		244				440			10			419						225	226	242	238						
F 9	N	N	N	Y	N	N		189	182		204				362			8			337						199	202	202	209						
M 9	N	N	N	N	N	N	212	223	222		220				371			8			360						209	214	223	222	233					
M 9	N	N	N	N	N	N	224	208	216		225				362			7			347						212	211	223	222	233					
M 9	N	N	N	Y	N	N	202		221	222																	210	200		223						
M 9	N	N	Y	Y	N	N	212	208	192		196				387			6			337			696			204	213	196	211	728					

Above Standard
Meets Standard
Below Standard
At Risk

9/3/2010 7:59 am

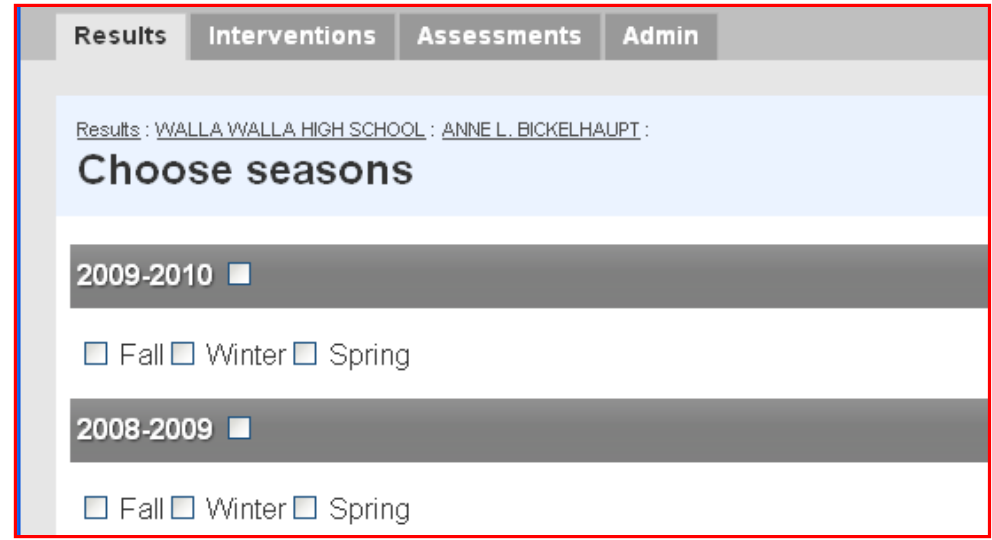
OASIS uses color coding to identify student performance on the screen and in reports using the following method:

Above Standard
Meets Standard
Below Standard
At Risk

[Download Classroom Report](#)

Classroom Report

- First, select the year(s), and the test season(s), you want to include in the report.
- Then, select the assessments you want to include.
- An option to include the names of any special programs the student is served by is also available.
- All measures for a particular assessment can be included with the click of just one button.



Results Interventions Assessments Admin

Results : WALLA WALLA HIGH SCHOOL : ANNE L. BICKELHAUPT :

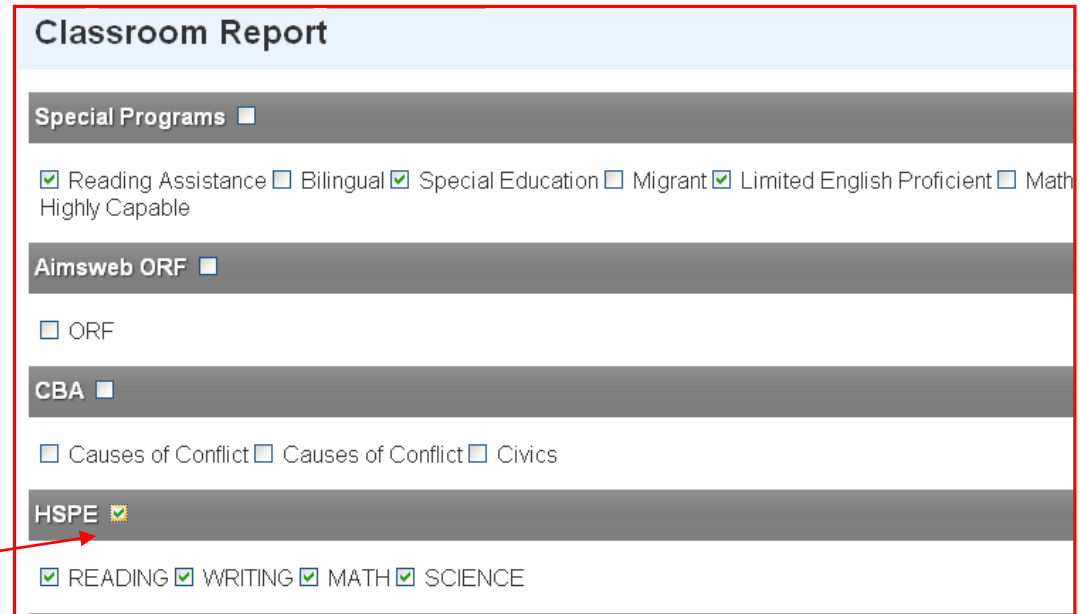
Choose seasons

2009-2010

Fall Winter Spring

2008-2009

Fall Winter Spring



Classroom Report

Special Programs

Reading Assistance Bilingual Special Education Migrant Limited English Proficient Math Highly Capable

Aimsweb ORF

ORF

CBA

Causes of Conflict Causes of Conflict Civics

HSPE

READING WRITING MATH SCIENCE

OASIS: Walla Walla Public Schools

ROBERT D. BALDWIN / Account / Sign / Logout

Results

ROBERT D. BALDWIN

About the Teacher Page

This page shows all of the students, broken down by subject, that are enrolled in this teacher's course sessions. To view assessment results for a particular student, select a student from the list here.

Filters

School Year: 2009-2010
 Term: All Terms
 Period: All Periods
 Update List

Actions

Export Results Spreadsheet for all of ROBERT D. BALDWIN's students
 Average Score Graph for all of ROBERT D. BALDWIN's students
Download Academic History Report Document for all of ROBERT D. BALDWIN's students
 Export Results Spreadsheet for 2- ATTENDANCE 2ND GRADE
 Average Score Graph for 2- ATTENDANCE 2ND GRADE
 Download Classroom Report for 2- ATTENDANCE 2ND GRADE

2- ATTENDANCE 2ND GRADE

Term: 1st

ARREOLA, SAMUEL
 BALES, BRENDEN K.
 BARCELO, KRISTINA M.
 BARNETT, CHRISTOPHER J.
 BOYFA, CONNOR G.
 HERBERT, STEVEN
 HUSSEY, DANIEL J.
 JENNINGS, ALEX J.
 KLASSEN, ETHAN J.
 LEWIS, AUTUMN R.
 LINDSEY, DUSTIN B.
 OWEN, JACKSON S.
 PIER, ADALADE H.
 SWANNT, AANIKA M.
 WEIGAND, RUTH B.
 ZARAGOZA, ADRIEL J.



Download Academic History Report Document

The "Academic History Report" displays all of the K-5 or the 6-12 assessment data for a specific student on one page.

WALLA WALLA HIGH SCHOOL
Academic History Report

Student Name Here
07/30/1994
0201561
11th Grade

	Absences	Days Present	Percent Present
6th	9.00	169 out of 178 days	94.94%
7th	8.00	172 out of 180 days	95.56%
8th	9.00	171 out of 180 days	95.00%
9th	10.68	167.32 out of 178 days	94.00%
10th	12.50	167.50 out of 180 days	93.06%
11th			
12th			

Program	Y/N	Program	Y/N
Title/LAP Reading	N	ESL	N
IEP	N	Migrant	N
ESL	N	Title/LAP Math	N
Explorers	N		

Credits Earned	English (4.0)	Math (2.0)	Science (2.0)	Social Studies (3.0)	Arts (1.0)	Health & Fitness (2.0)	Occup Ed (1.5)	Elect. (6.5)	Total (22.0)	On Track?
9th	1	1	1	1	0	1	0	1	6(6)	Yes
10th	1	1	1	0	0	1	0	2.5	6.5(6)	Yes
11th	0	0	0	0	0	0	0	0	0(0)	No
12th	0	0	0	0	0	0	0	0	0(0)	No
Currently Enrolled	1	0	0	1	0	0	1	4		
Total*	2	2	2	2	1	2	0	3.5	12.5	

* Totals include all credits toward graduation, including those obtained prior to the 9th grade.

	READING			WRITING			MATH			SCIENCE		
	F	W	S	F	W	S	F	W	S	F	W	S
6th												
Target												
7th												
Target												
8th												
Target												
9th												
Target												
10th												
Target												
11th												
Target												

	Speaking			Reading			Listening			Writing			Composite		
	F	W	S	F	W	S	F	W	S	F	W	S	F	W	S
6th															
Target															654
7th															
Target															662 662
8th															
Target															668 668
9th															
Target															672 672
10th															
Target															675
11th															
Target															675

	READING			WRITING			MATH			SCIENCE		
	F	W	S	F	W	S	F	W	S	F	W	S
10th												
Target												400
11th												
Target												

	READING			MATH			LANGUAGE USAGE			SCIENCE-GENERAL			SCIENCE-CONCEPTS		
	F	W	S	F	W	S	F	W	S	F	W	S	F	W	S
6th															
Target															
7th															
Target															
8th															
Target															
9th															
Target															
10th															
Target															
11th															
Target															

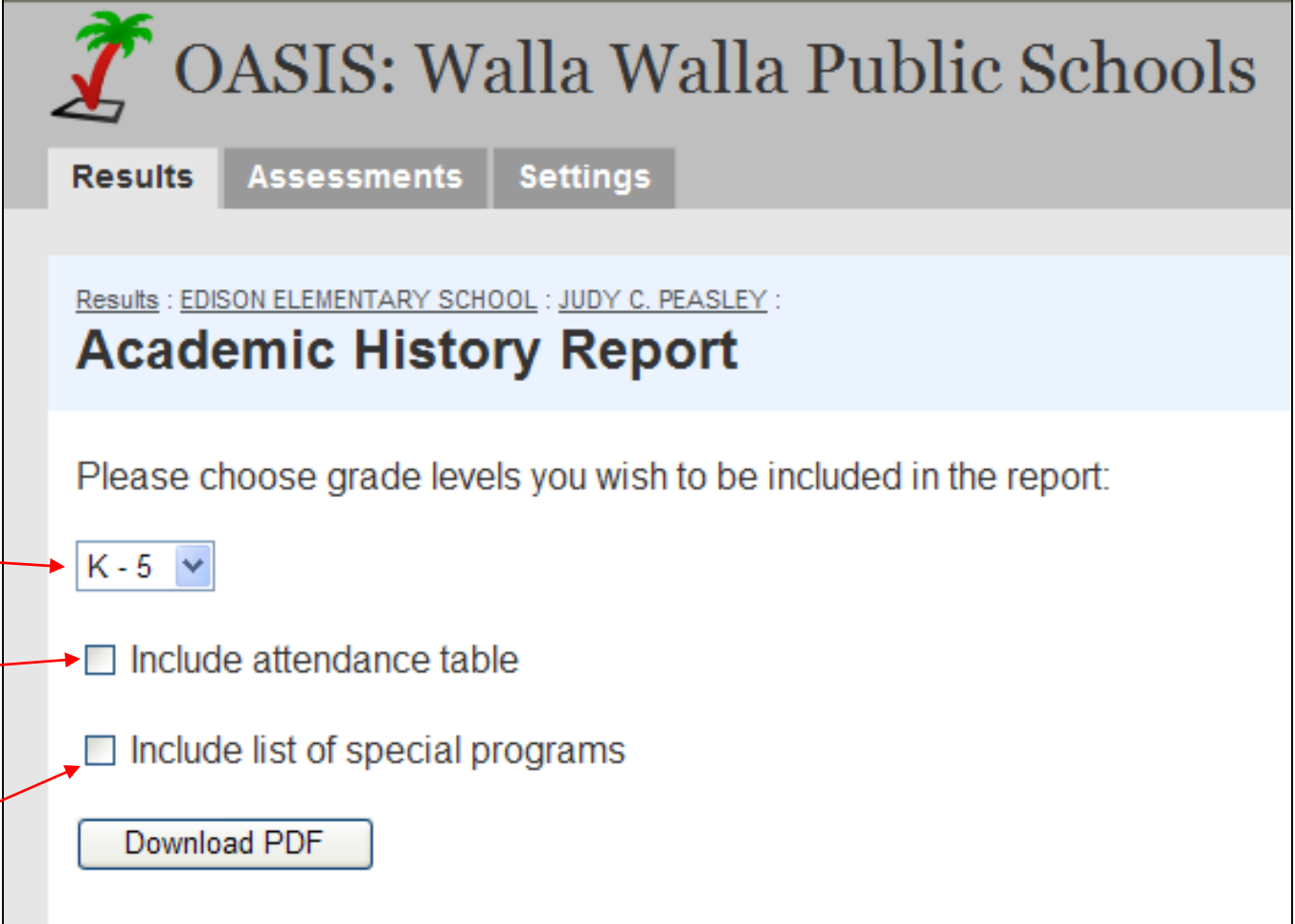
Legend: Above Standard (Blue), Meets Standard (Green), Below Standard (Yellow), At Risk (Red)

9/3/2010 8:07 am

[Download Academic History Report Document](#)

Academic History Report

- Users select to display assessment data for a student from either Kinder-5th grade or 6th-12th grade.
- An option to include attendance data and/or the names of any special programs the student is served by is also available.



OASIS: Walla Walla Public Schools

Results Assessments Settings

Results : EDISON ELEMENTARY SCHOOL : JUDY C. PEASLEY :

Academic History Report

Please choose grade levels you wish to be included in the report:

K - 5

Include attendance table

Include list of special programs

Download PDF

ROBERT D. BALDWIN



2: ATTENDANCE 2ND GRADE

Term: 1-6

- [ARREOLA, SAMUEL](#)
- [BALES, BRENDEN K.](#)
- [BARCELO, KRISTINA M.](#)
- [BARNETT, CHRISTOPHER J.](#)
- [BOUTA, CONNOR G.](#)
- [HERBERT, STEVEN](#)
- [HUSSEY, DANIEL J.](#)
- [JENNINGS, ALEX J.](#)
- [KLASSEN, ETHAN J.](#)
- [LEWIS, AUTUMN R.](#)
- [LINDSEY, DUSTIN B.](#)
- [OWEN, JACKSON S.](#)
- [PIES, ADALAIDE M.](#)
- [SWANT, AANIKA M.](#)
- [WEIGAND, RUTH B.](#)
- [ZARAGOZA, ADRIEL J.](#)

About the Teacher Page

This page shows all of the students, broken down by subject, that are enrolled in this teacher's course sessions. To view assessment results for a particular student, select a student from the list here.

Filters

School Year:

Term:

Period:

Actions

- [Export Results Spreadsheet](#) for all of ROBERT D. BALDWIN's students
- [Average Score Graph](#) for all of ROBERT D. BALDWIN's students
- [Download Academic History Report Document](#) for all of ROBERT D. BALDWIN's students

- [Export Results Spreadsheet for 2: ATTENDANCE 2ND GRADE](#)
- [Average Score Graph for 2: ATTENDANCE 2ND GRADE](#)
- [Download Classroom Report for 2: ATTENDANCE 2ND GRADE](#)

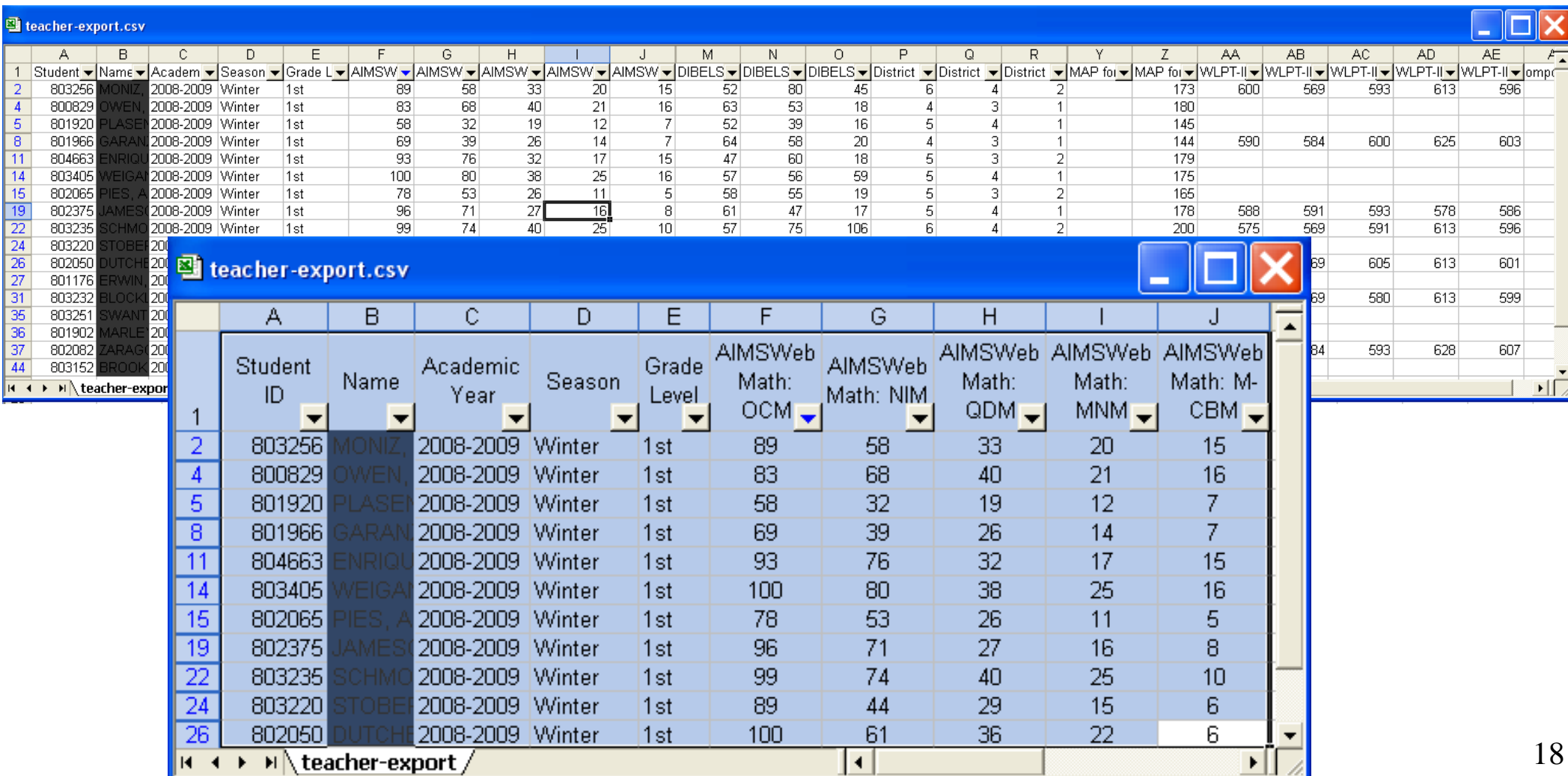
OTHER FEATURES

of the Teacher Page

- Use *Export Results Spreadsheet* (for all classes or for a specific class) to obtain a file with all scores for students in an excel[®] spreadsheet format.

Export Results Spreadsheet

- The *Export Results Spreadsheet* places student assessment scores in a .csv file which can be opened in excel®. Once the data is opened in excel®, normal excel® sorting and filtering options exist which allow users to view the scores in a variety of ways and to create customized reports.



Student ID	Name	Academic Year	Season	Grade Level	AIMSweb Math: OCM	AIMSweb Math: NIM	AIMSweb Math: QDM	AIMSweb Math: MNM	AIMSweb Math: M-CBM
803256	MONIZ	2008-2009	Winter	1st	89	58	33	20	15
800829	OWEN	2008-2009	Winter	1st	83	68	40	21	16
801920	PLASE	2008-2009	Winter	1st	58	32	19	12	7
801966	GARAN	2008-2009	Winter	1st	69	39	26	14	7
804663	ENRIQU	2008-2009	Winter	1st	93	76	32	17	15
803405	WEIGA	2008-2009	Winter	1st	100	80	38	25	16
802065	PIES, A	2008-2009	Winter	1st	78	53	26	11	5
802375	JAMES	2008-2009	Winter	1st	96	71	27	16	8
803235	SCHMC	2008-2009	Winter	1st	99	74	40	25	10
803220	STOBE	2008-2009	Winter	1st	89	44	29	15	6
802050	DUTCH	2008-2009	Winter	1st	100	61	36	22	6

School-Level Access Page



Results

WASHINGTON ELEMENTARY SCHOOL

[BALDWIN, ROBERT D.](#)
[BRIONES, MICHELE M.](#)
[BUTLER, ANGELA S.](#)
[CHASE, CARRIE A.](#)
[CORTINAS, MARY H.](#)
[DAVES, CINDY L.](#)
[DROKE, STEVE](#)
[GREENWOOD, DARLENE K.](#)
[HUMBERT, KELLIE R.](#)
[HURST, DENISE J.](#)
[JAUSORO, DENISE L.](#)
[KAUFFMAN, RYAN J.](#)
[KENNEDY, SUZETTE](#)
[KUHLMANN, KAMI A.](#)
[LONGMIRE, LANCE R.](#)
[MCKEIRNAN, MARGARET M.](#)
[MORENO, ERIN M.](#)
[PARODI, DAVID G.](#)
[PAUL, MARK L.](#)
[PEGEL, GREGORY E.](#)
[PHILLIPS, LUZ B.](#)
[REARDON, KETHAN](#)

School-Level Access to OASIS is provided to Principals, Counselors, Learning Specialists, Title/LAP teachers, Assessment Specialists, Intervention Specialists, School Secretaries, School Psychologists, and SLPs

About the **School Page**

This page shows all teachers at this school. To view assessment results for a particular student, select one of the student's teachers from the list here.

Student Search

Grades

[Kindergarten](#)

[1st](#)

[2nd](#)

[3rd](#)

[4th](#)

[5th](#)

Actions

 [Export Results Spreadsheet](#)

MAIN FEATURES of the School Page

Name of the School

Search for a specific student~ type in any part of the student's first or last name.

Results

WASHINGTON ELEMENTARY SCHOOL

[ALDWIN, ROBERT D.](#)
[RIONES, MICHELE M.](#)
[UTLER, ANGELA S.](#)
[HASE, CARRIE A.](#)
[ORTINAS, MARY H.](#)
[AVES, CINDY L.](#)
[ROKE, STEVE](#)
[REENWOOD, DARLENE K.](#)
[UMBERT, KELIE D.](#)
[UR...](#)
[AUS...](#)
[AUI...](#)
[ENI...](#)
[UHI...](#)
[ONC...](#)
[CK...](#)
[OR...](#)
[AR...](#)
[AUI...](#)
[EG...](#)
[HIL...](#)
[FA...](#)

About the School Page

This page shows all teachers at this school. To view assessment results for a particular student, select one of the student's teachers from the list here.

Student Search

Grades

[Kindergarten](#)
[1st](#)
[2nd](#)
[3rd](#)
[4th](#)
[5th](#)

Actions

[Export Results Spreadsheet](#)

View students in the school by *grade level*

List of teachers (*present & past*) in the school. Click on a specific teacher to view his/her classes and/or students.

Export data *on a selected group* to a spreadsheet



OASIS

Walla Walla Public Schools

Online Access to Student Information Systems

oasis.wwps.org

Please questions and suggestions
about OASIS to Carrie LaRoy
claroy@wwps.org