

Walla Walla Public Schools

Facilities and Operations
Maintenance, Custodial, Grounds,
& Warehouse

Winter 2016

Mission Statement

◆ "To maintain Walla Walla Public Schools in a manner that ensures a clean and safe learning environment for our students, staff, and the public."

Preventative Maintenance Overview

Facility

Staffing

Budget

Event Management

Facility Management

Utilities Management

Facility Maintenance

Grounds Maintenance

Facilities

Walla Walla Public Schools - Facilities Fact Sheet

Schools	Date of Construction	Additions & Reconstruction	Bldg Square Footage	Site Acreage	Number of Floors	Portables on Site	Total Square Footage of Portables
Berney	1979		62,729	7 acres	1	1 (2 clsrms)	1,674
Blue Ridge	1982		69,416	12 acres	2	none	
Edison	2009		64,960	5.5 acres	2	none	
Green Park	1905	1995	75,108	7.5 acres	3	none	
Prospect Point	1969		46,885	11 acres	1	3 (6 clsrms)	5,022
Sharpstein	1898	1906, 2002	69,682	5 acres	3	none	
Garrison	1955	1994	105,032	15 acres	2	none	
Pioneer	1950	1958, 1991	94,343	17 acres	1	3 (8 clsrms)	7,188
Lincoln	1927	1957	33,801	3.7 acres	3	1 (4 clsrms)	4,704
Walla Walla High School	1963	1984, 1990	237,994	40 acres	1	8 (16 clsrms)	13,392
Murr Sports Complex	1996	2001	3,500	17 acres	2	none	
SEA-Tech Skill Center	2014		29,858	5.3 acres	1	none	
District Administration	1985		18,000	1 acre	2	none	
Support Services	2011		28,540	5 acres	2	none	
Transportation Co-op	2010		16,635	5.5 acres	1	none	
		Square Footage	956,483	157.5 acres			31,980
						Total Square Footage	988,463

Staffing

FACILITIES AND OPERATIONS DEPARTMENT FLOW CHART							
Support Service							
Director Dan Johnson	Carpenter Kevin French Blaine Barlow	Turf Specialist David Webber	Trades Asst. Fidel Bruno Jack Dickson Bill Heiser	Grounds Kevin Raver	Warehouse Jerry Poirier Penny Taylor		
Custodial John Pemberton	Electrician Open Painter		David Marquez Chris Young		Print Shop Kelly Gable		
Secretary Stacy Shake	Jeff Reid HVAC Jim Trump						
Assistant Secretary Charles Broughton	David Barnett Plumber David Locken						
Building Head Custodian Asst. Custodian	Ad. Office Ron Amen	Berney Tracy Jones Yvonne Huff	Blue Ridge Alex Anaya Jeff Ratliff	Edison Karen Bannerman Jorge Gutierrez	Green Park White, Russ Elias Alonso	Prospect Point Valerie Vicari Jesus Alonso	Sharpstein John Kiefel Ross Wright
Custodian Custodian Custodian Custodian			Miguel Calvario		Michael Garcia	Michael Garcia	Michael Garcia
Building Head Custodian Asst. Custodian	Garrison Vicari, Tom Doug Sperber	Pioneer Brent Bieloh Robert Delarosa	Opportunity Stewart Hammill	Lincoln Doug Klein James Sengsavang	Wa-Hi Mike Dill Alonso, Arturo	Skill Center Ron Amen Stewart Hammill	Trans/Support Stewart Hammill
Custodian Custodian Custodian Custodian Custodian	Dan Beuck	David Spurlock James Sengsavang			Darren Rhodes Brandon Foxx Calvin Knight Marco Sierra Jesus Leon David Spurlock		
Total Staff 52							

Budgets

2016-2017 Facilities Budget

Salary and Benefits \$ 3,097,181.62

Supplies/Materials, contractual services, and preventative/capital improvements budget \$ 1,275,968

Utilities \$ 1,494,000

Total of \$ 5,867,149.62 or 8.1% of \$ 72 million dollar budget

Facilities Management System

SCHOOLDUDE

◆ Maintenance Direct

- Work order tracking for all building sites

◆ PM Direct

- Provides scheduled preventive maintenance work orders

◆ FS Direct

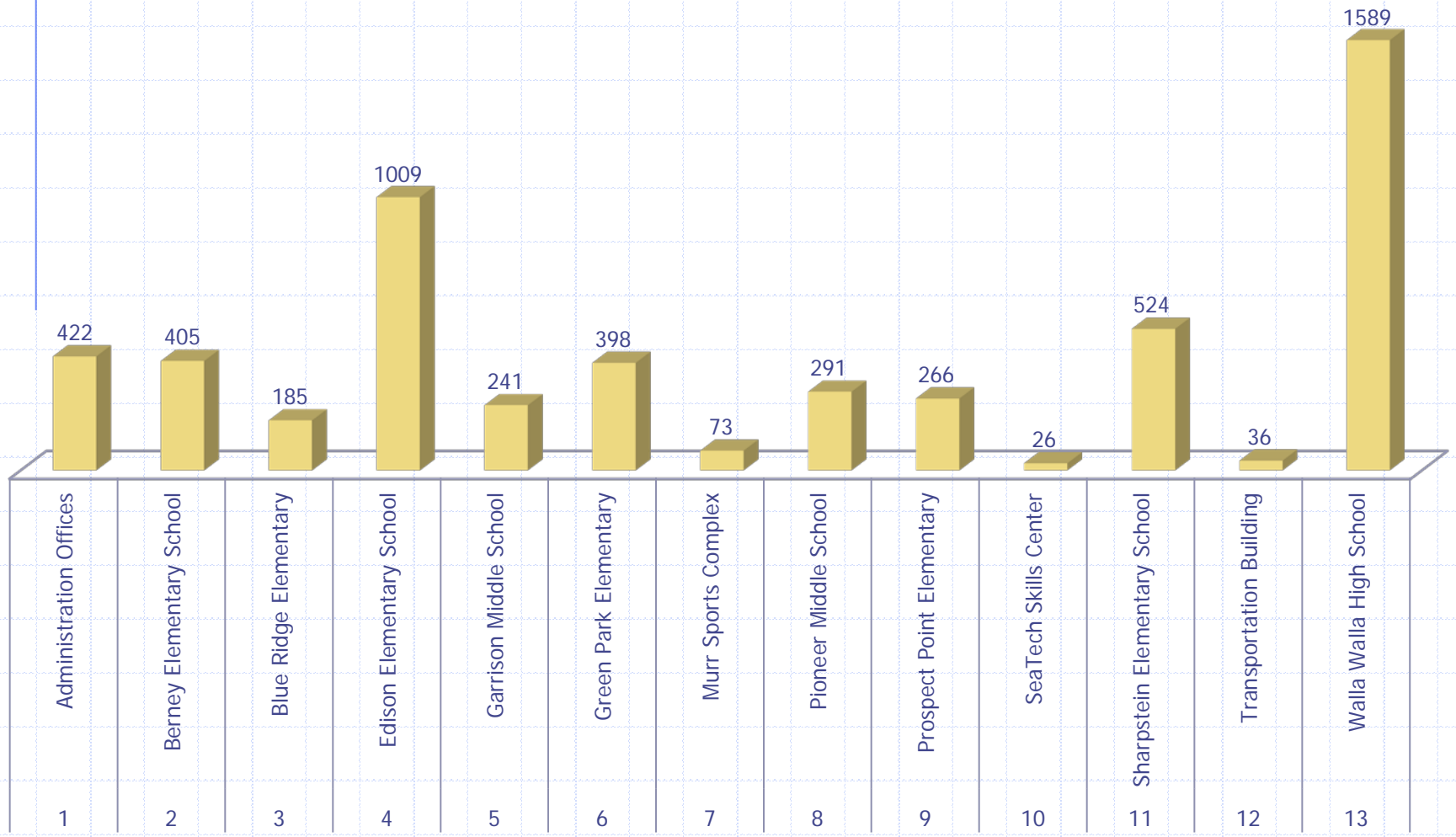
- Standardized scheduling process for district and public

◆ Inventory Direct

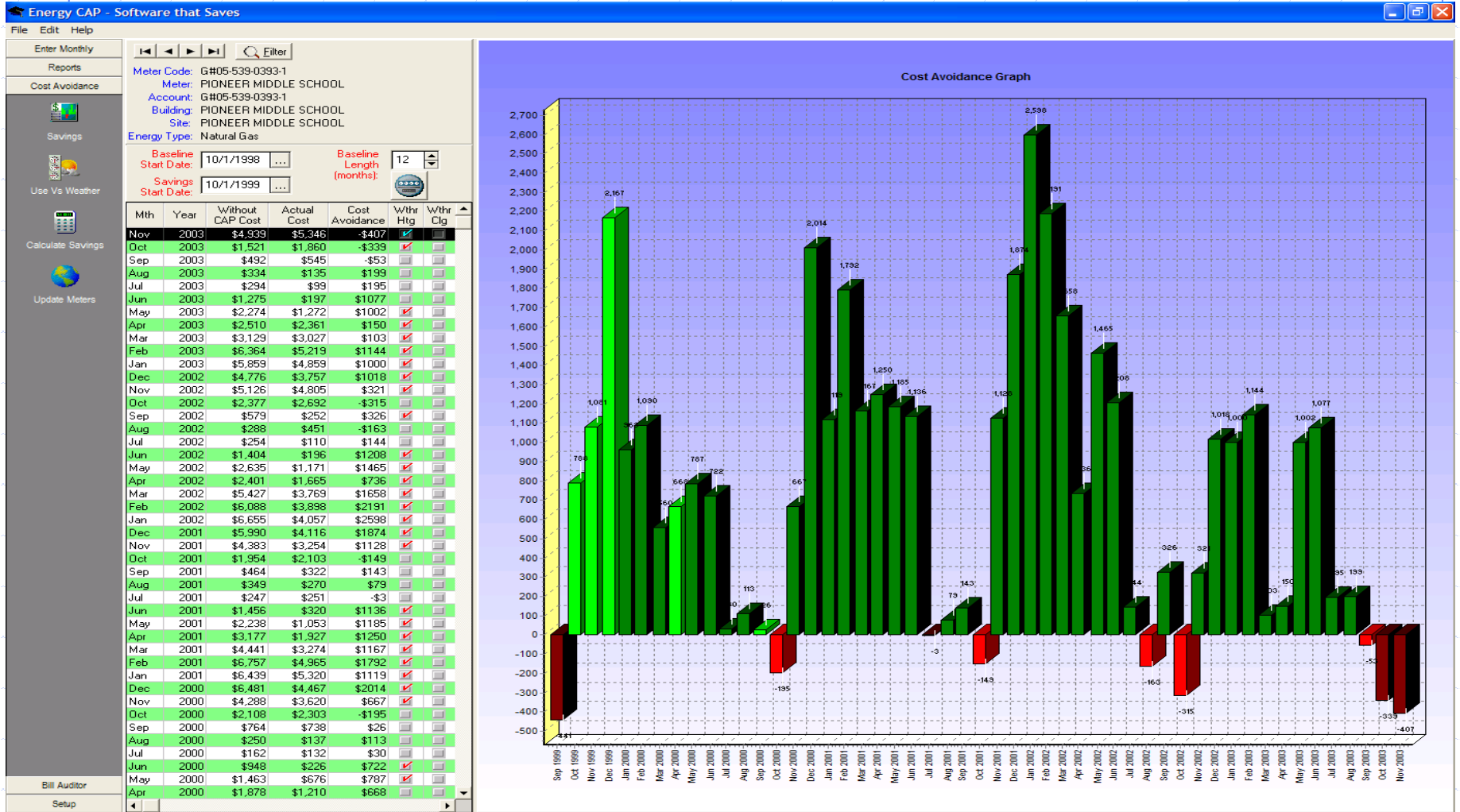
- Online ordering system for district supplies to all building sites

Events

■ Number of Events for 2015-16 (Sep 1 to Aug 31) (Tot. 5465)

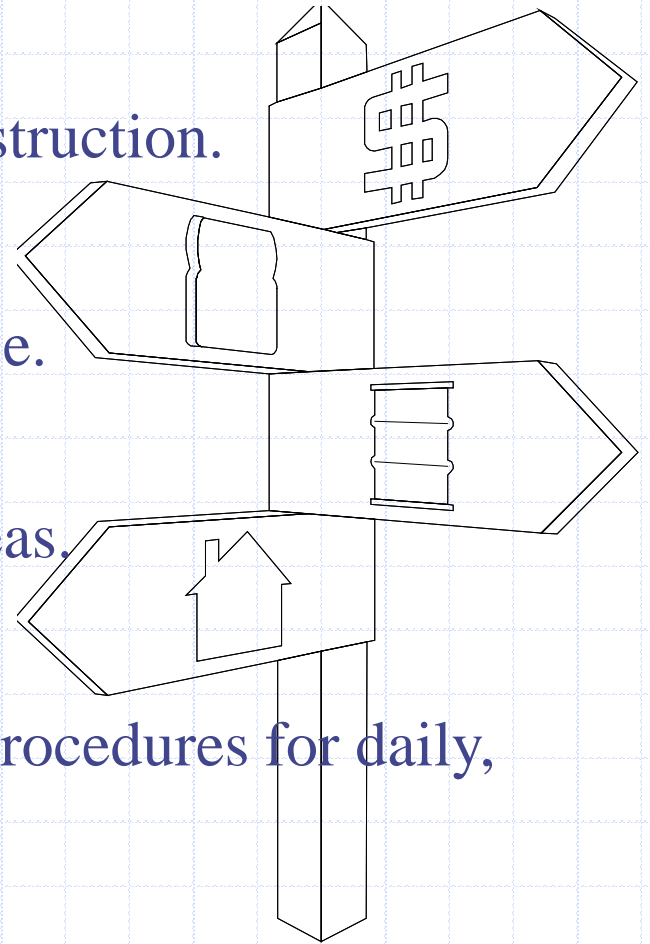


Utilities Management Energy Cap Software



E.M.P. CONSERVATION GOALS

- To not interfere with classroom instruction.
- To not light areas that are not in use.
- To not heat or cool unoccupied areas.
- To establish equipment shutdown procedures for daily, weekend and holiday savings.



Overall Utility Costs

Reporting Period – October 2014 to September 2015

Base Year Costs: \$748,288

Year 9 Costs: \$962,116

Year 10 Costs: \$1,072,046

Year 11 Costs: \$1,107,411

Year 12 Costs: \$1,183,950

Year 13 Costs: \$1,198,574

Year 14 Costs: \$1,204,623

Year 15 Costs: \$1,371,314

Year 16 Costs: \$1,446,727

Year 1 Costs: \$645,033

Year 2 Costs: \$681,280

Year 3 Costs: \$749,180

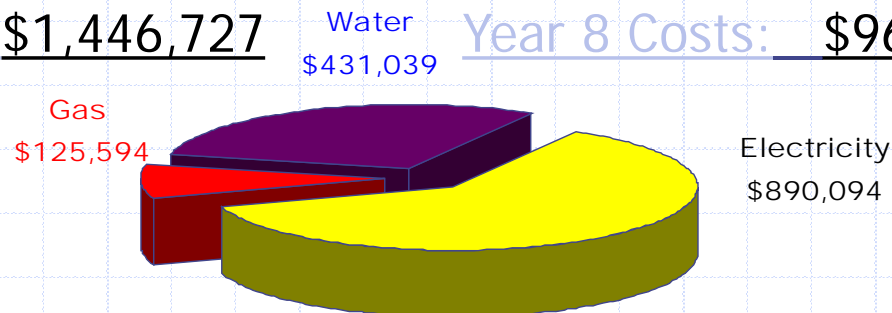
Year 4 Costs: \$767,412

Year 5 Costs: \$781,437

Year 6 Costs: \$812,237

Year 7 Costs: \$881,543

Year 8 Costs: \$967,473



Total Energy Cost Avoidance Oct. 1999 through Nov. 2015 16 Years - 2 Months



Facilities Improvements

Wa-Hi Track



Facilities Improvements

New LED lighting Wa-Hi Small Gym



Facilities Improvements

New 8" double check for city water at Wa-Hi



08.16.2016 14:22

Facilities Improvements

Wa-Hi, new energy saving dish washer



10.25.2016 13:37

Facilities Improvements

Wa-Hi, new energy saving hot water boiler for small gym



Facilities Improvements

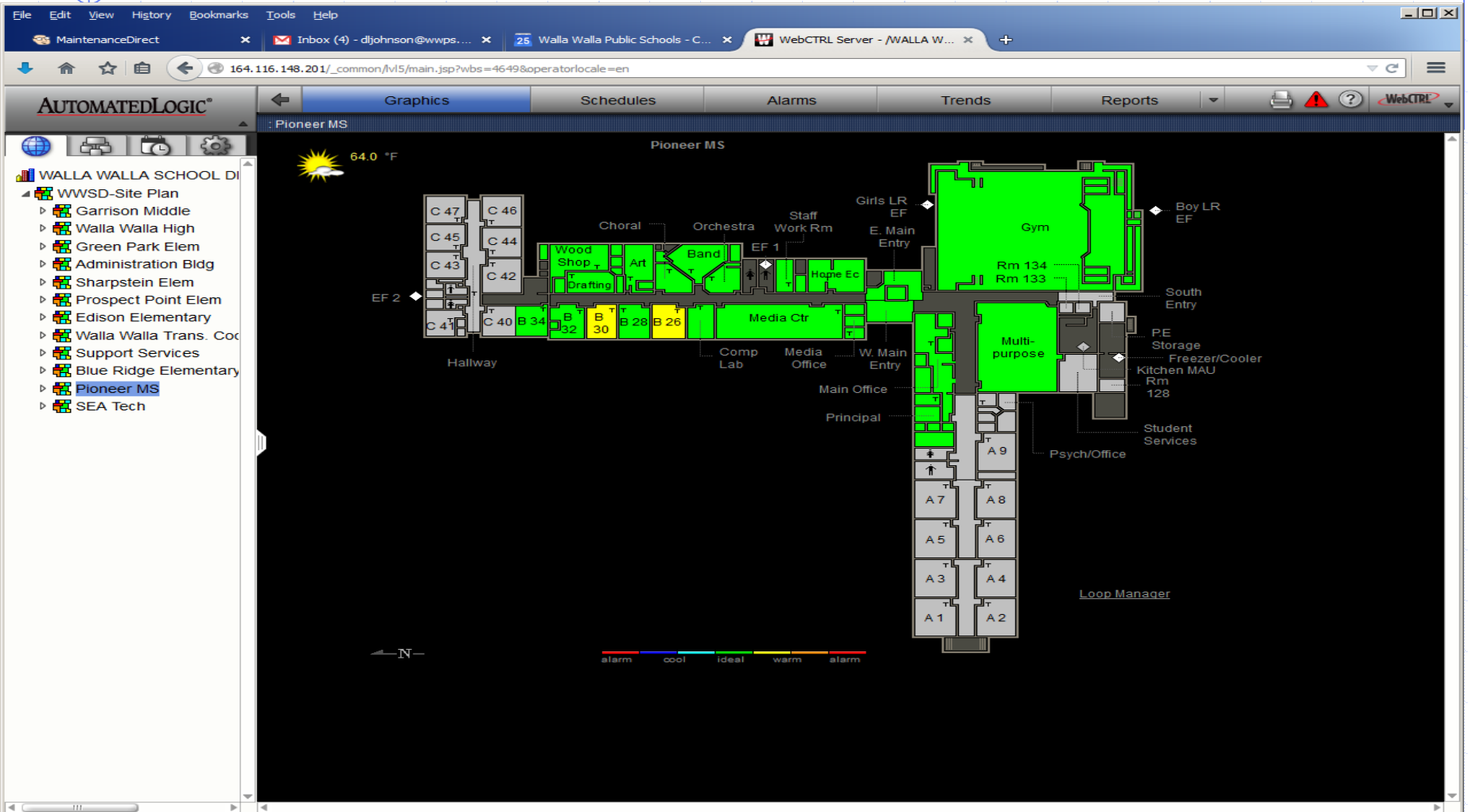
Wa-Hi, installed safety hand rails on bleachers



10.25.2016 14:01

Facilities Improvements

Pioneer, finished DDC controls for HVAC system



Facilities Improvements

Garrison, boys and girls restroom upgrade



Facilities Improvements

Prospect Point, boys and girls restroom upgrade



Facilities Improvements

Green Park HVAC cooling tower



Facilities Improvements

New glass vestibule at Green Park



Facilities Improvements

Administration Building, new roof



Facilities Improvements

New carpet Pioneer Library



Facilities Maintenance Plan

- Immediate Safety
- Infrastructure Safety
- Long Term Safety Improvements
- Interior Improvements
- Exterior Improvements
- See Handout

Grounds And Sports Fields Maintenance Plan

- Annual Seasons
- See Handout

Questions?

