


# Parts of a Plant: A Science Reader and Vocabulary Cards




By:

Elizabeth Vineyard

<http://firstgradevineyard.blogspot.com>

# Classroom Bulletin Idea!



Parts of

a Flowering

Plant

**Roots**

**Stem**

**Leaf**

Temperature

Water

Flower

Soil

Ground

Moisture

Sprouting

Growing

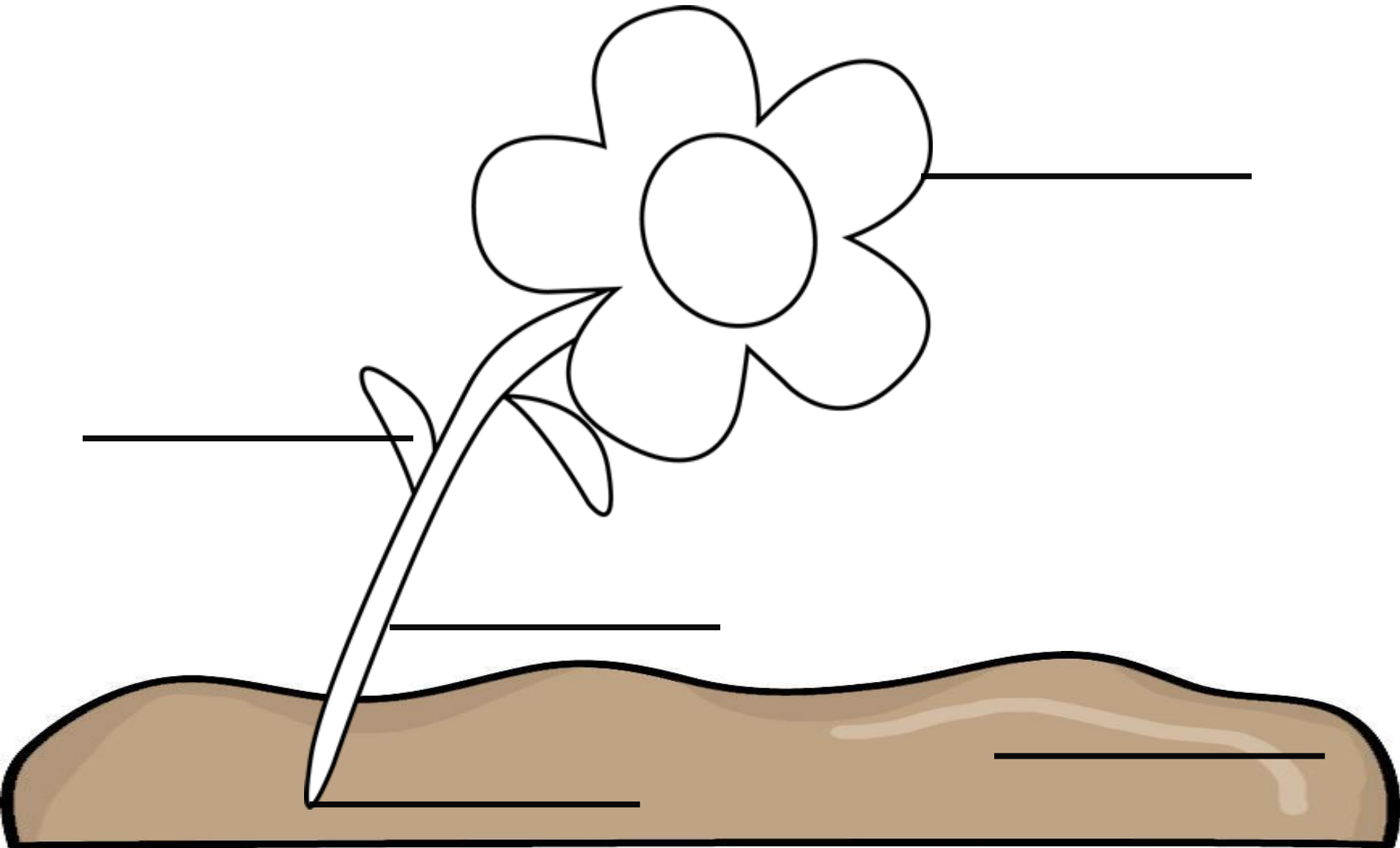
Flowering

Germinating

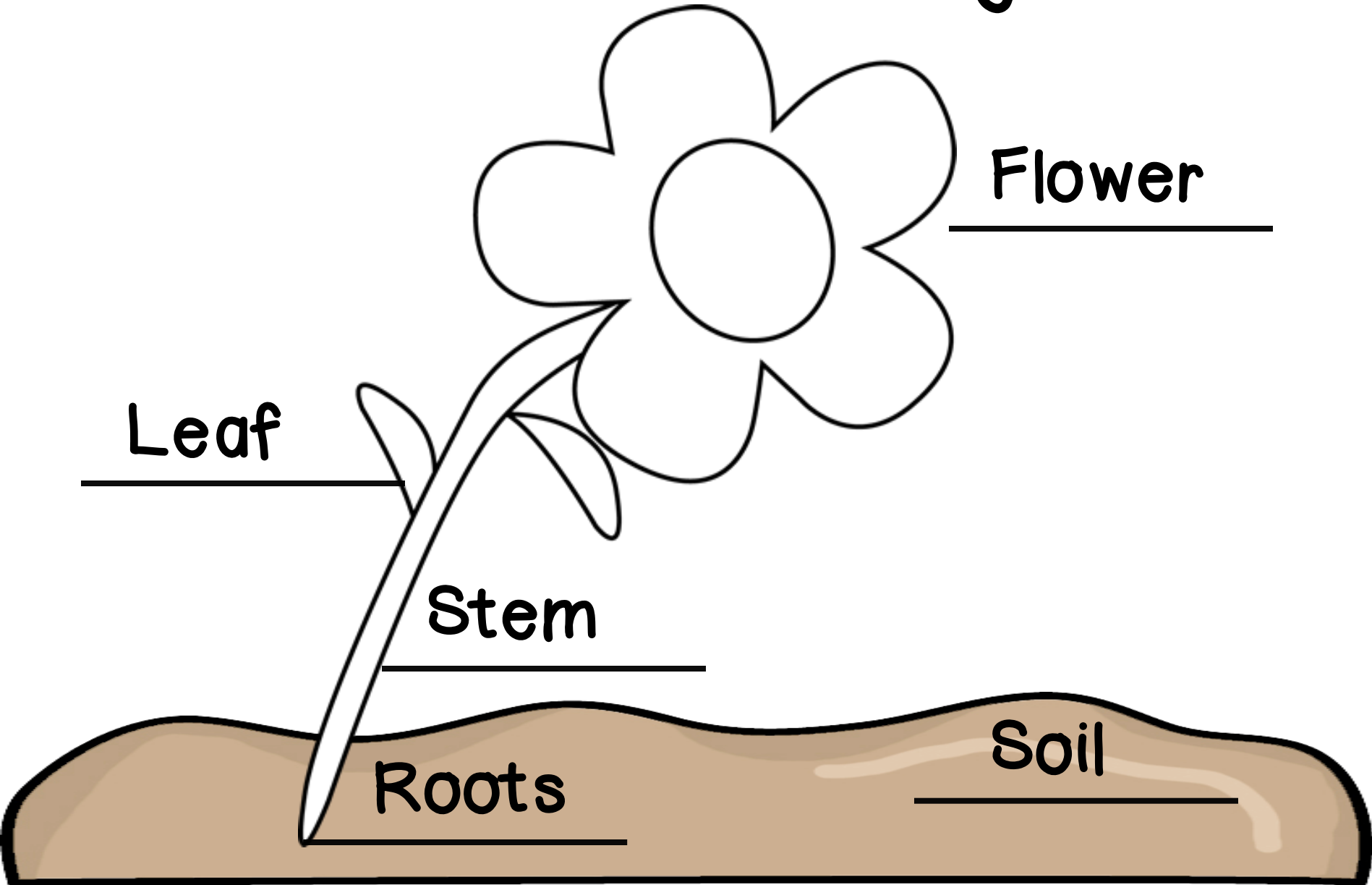




# Parts of a Flowering Plant



# Parts of a Flowering Plant

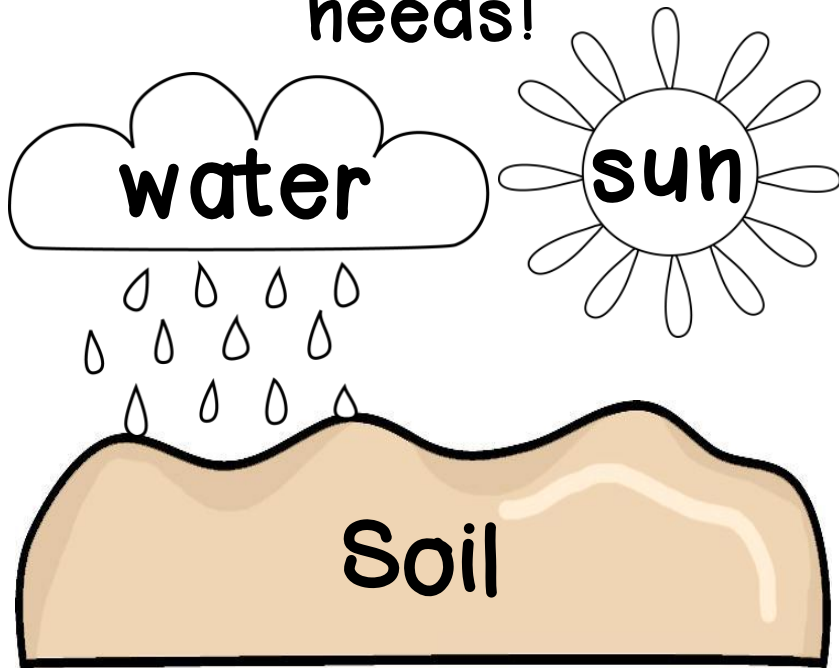


# Go Seed Go!

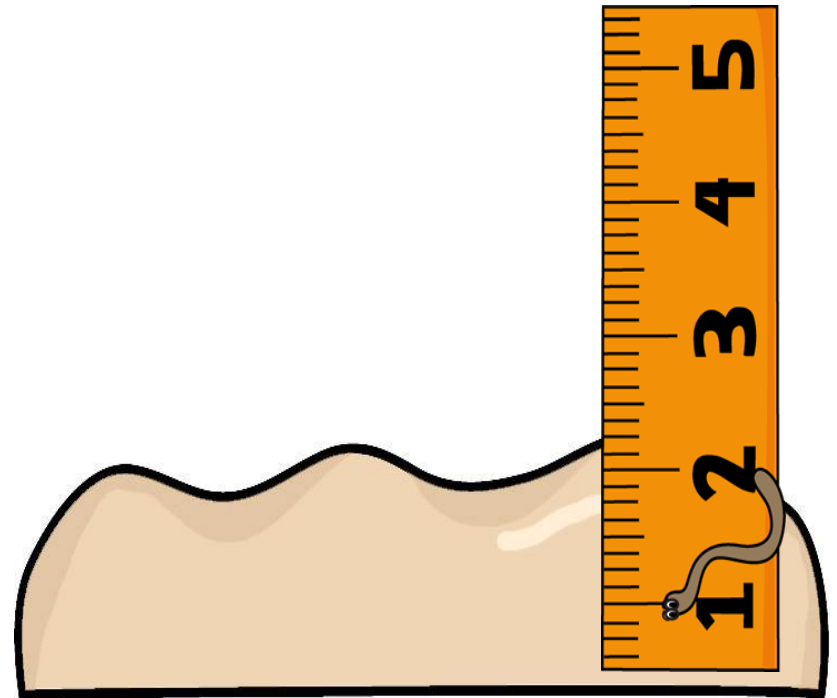


By: Beth Vineyard

It's time to grow a flower. We will start with some seeds. In order to grow it successfully, we must figure out what it needs!




Go seed go, I'll place you in the ground. Measure and make a hole, just a few inches down!



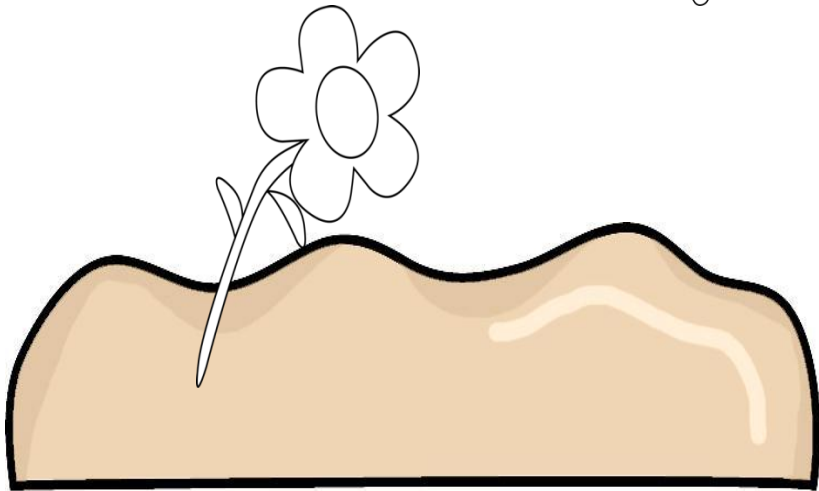

The soil is a perfect place for a seed to grow and sprout. The temperature and moisture help the plant to thrive about!




The seeds begins to germinate by curling out of the shell. Soon the plant starts to grow-but we must wait as only time will tell.



Roots push down  
while the plant climbs  
to the top. It searches  
for sunlight and just  
won't stop.



Once the plant has  
roots, a stem, and  
leaves. It can start  
making flowers which is  
hard to believe!



Credit given to the following:  
Font: Hello font by Jen Jones @  
[www.helloliteracy.blogspot.com](http://www.helloliteracy.blogspot.com)

Graphics:



Laura Strickland

<http://www.mycutegraphics.com/>

Tracee Orman

[www.traceeorman.com](http://www.traceeorman.com)

[www.thelessoncloud.com](http://www.thelessoncloud.com)

[www.hungergameslessons.com](http://www.hungergameslessons.com)

[www.teacherspayteachers.com/Store/Tracee-Orman](http://www.teacherspayteachers.com/Store/Tracee-Orman)

*My*CuteGraphics

Copyright © 2013 Elizabeth Vineyard