


# The Energy Educator



## ENERGY MANAGEMENT

YEAR 15

Walla Walla Public Schools  
364 S. Park  
Walla Walla, WA 99362  
Phone: 509-520-7987  
Fax: 509-527-4553  
Email: jbutenhoff@wwps.org

## The Energy Management Program

**Purpose:** To avoid wasting utilities in order to save money to be used for instructional needs.


### **Guiding Rules:**

- Do not interfere with the classroom instructional program.
- Do not light areas that are not in use.
- Do not heat or cool unoccupied areas. Establish and practice equipment shutdown procedures for daily and holiday savings.

### Three Steps to Energy Savings

1. Turn off lights when you leave the room.
2. Turn off all electronic equipment at the end of the day.
3. Turn off or setback the thermostat every day.

Settings for Setback: Heating 55 Degrees/Cooling 90  
(Fans set on Auto.)




Oct. 2013– Sept. 2014	
	Percent Saved
ADMINISTRATION	0%
BERNEY ELEMENTARY	22%
BLUE RIDGE ELEMENTARY	26%
EDISON ELEMENTARY	7%
GARRISON MIDDLE SCHOOL	15%
GREEN PARK	13%
LINCOLN CAMPUS	16%
PIONEER MIDDLE SCHOOL	26%
PROSPECT POINT	33%
SHARPSTEIN	-1%
SUPPORT SERVICES	3%
WALLA WALLA HIGH SCH.	26%
<b>Grand Totals:</b>	<b>21%</b>
<b>Saved: \$360,753</b>	
<b>Electrical: 4.6%</b>	<b>Gas: 28%</b>
<b>Water: 11%</b>	

#### Special points of interest:

- There was a total reduction of \$105,000 in energy costs in the 1st year of the Energy management program.
- The Energy Management program uses Energy CAP software to track utilities and Automated Logic: Supervision to control energy systems.
- Utilities Tracked: Electricity, Gas, Water / Sewer/, Sanitation.
- Energy Saving Achievements this far: Reduced water meter usage in WA-HI's Agriculture field will save more then \$20,000.00 annually. Rebated \$35,000.00 on a sewer charge at WA-HI. Rebated \$2,500.00 on overcharged water meter at Prospect Point. Rebated \$10,000.00 on overcharged water meter at WA-HI. Rebated \$800.00 on overcharged water meter at Pioneer Middle School. Removal of 4 meters that were not being used, but were being charged for. Reduction of \$200.00 to \$500.00 monthly on sanitation charges at various schools.
- Energy rate increases have totaled over \$ 765,000 in additional costs.
- Over the 15 years WWPS Energy Management Program has saved over 24% and 4.4 Million dollars.

### Year 15 Costs:



<b>Base Year Costs:</b>	<b>\$748,288</b>
<b>Year 1 Costs:</b>	<b>\$645,033</b>
<b>Year 2 Costs:</b>	<b>\$681,280</b>
<b>Year 3 Costs:</b>	<b>\$749,180</b>
<b>Year 4 Costs:</b>	<b>\$767,412</b>
<b>Year 5 Costs:</b>	<b>\$811,367</b>
<b>Year 6 Costs:</b>	<b>\$812,237</b>
<b>Year 7 Costs:</b>	<b>\$881,543</b>
<b>Year 8 Costs:</b>	<b>\$967,473</b>
<b>Year 9 Costs:</b>	<b>\$962,116</b>
<b>Year 10 Costs:</b>	<b>\$1,083,937</b>
<b>Year 11 Costs:</b>	<b>\$1,107,411</b>
<b>Year 12 Costs:</b>	<b>\$1,183,950</b>
<b>Year 13 Costs:</b>	<b>\$1,198,623</b>
<b>Year 14 Costs:</b>	<b>\$1,204,600</b>

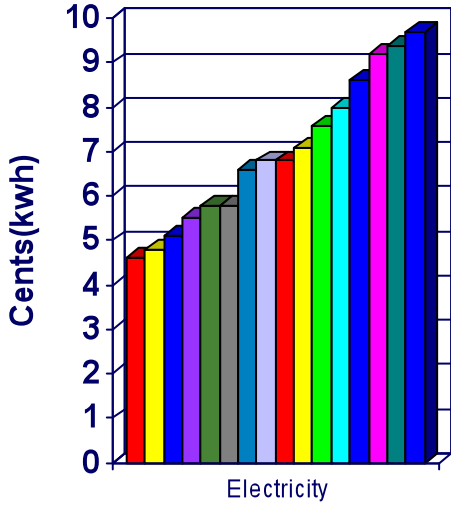
#### ENERGY STAR RATINGS

Building \_\_\_\_\_ Rating \_\_\_\_\_  
Larger the number the Greater Energy Efficiency/Scale: 1-100

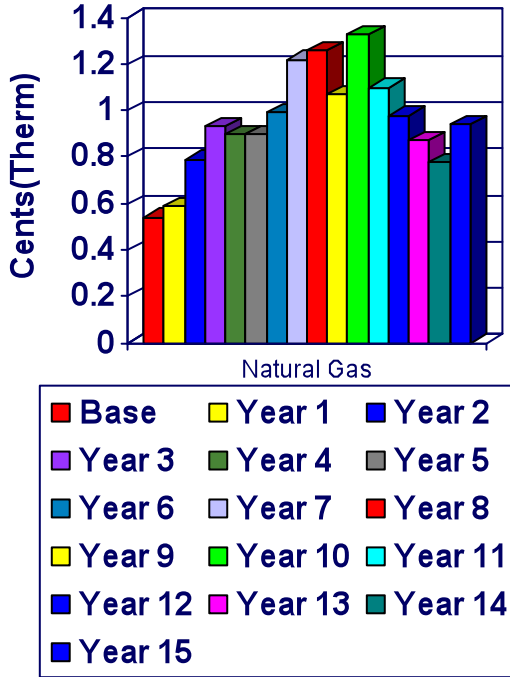
EDISON	94	GREEN PARK	87	BERNEY	83	SHARPSTEIN	82
PROSPECT P.	85	PIONEER	78	BLUE RIDGE	93	GARRISON	93
WA-HI	48	LINCOLN	85	ADMIN.	91	SUPPORT	72

# Utility Rate

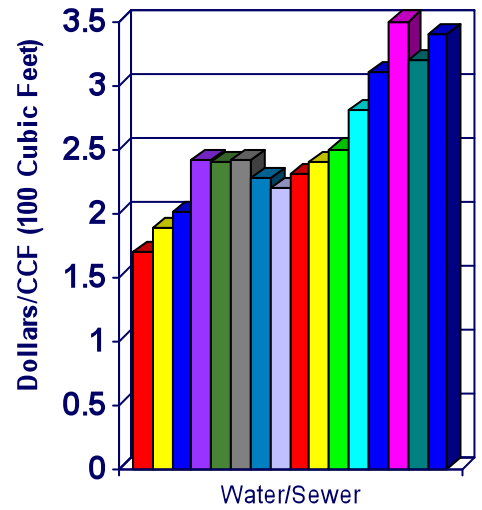
**Electricity**  
Up 110% (\$.097)



**Natural Gas**  
Up 73% (\$.94)

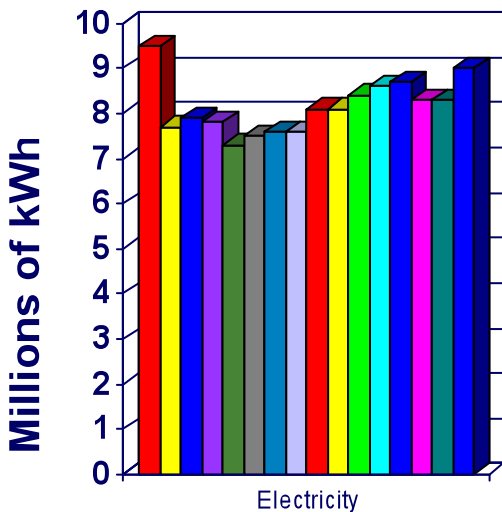


**Water/Sewer**  
Up 101% (\$3.4)

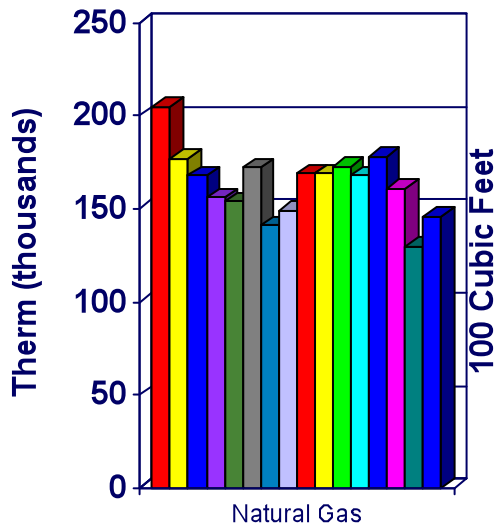


# Consumption Comparison

**Electricity**  
Saved 432,650 kWh  
4.6% (9.5 - 9)



**Natural Gas**  
Saved 58,259 therms  
28% (205 - 146)



**Water/Sewer**  
Saved 1,289 CCF  
(12,893 CF)  
11% (115 - 102)

