

NUTRITION SERVICES DEPARTMENT

FAMILY ACCESS AND ONLINE PAY INSTRUCTIONS

**Step by step instructions to Family Access and Online Pay for Nutrition Services
Accounts**

Vol1/Nutrition Services/A Meal Module/Online
Pay/Family Access and Online Pay

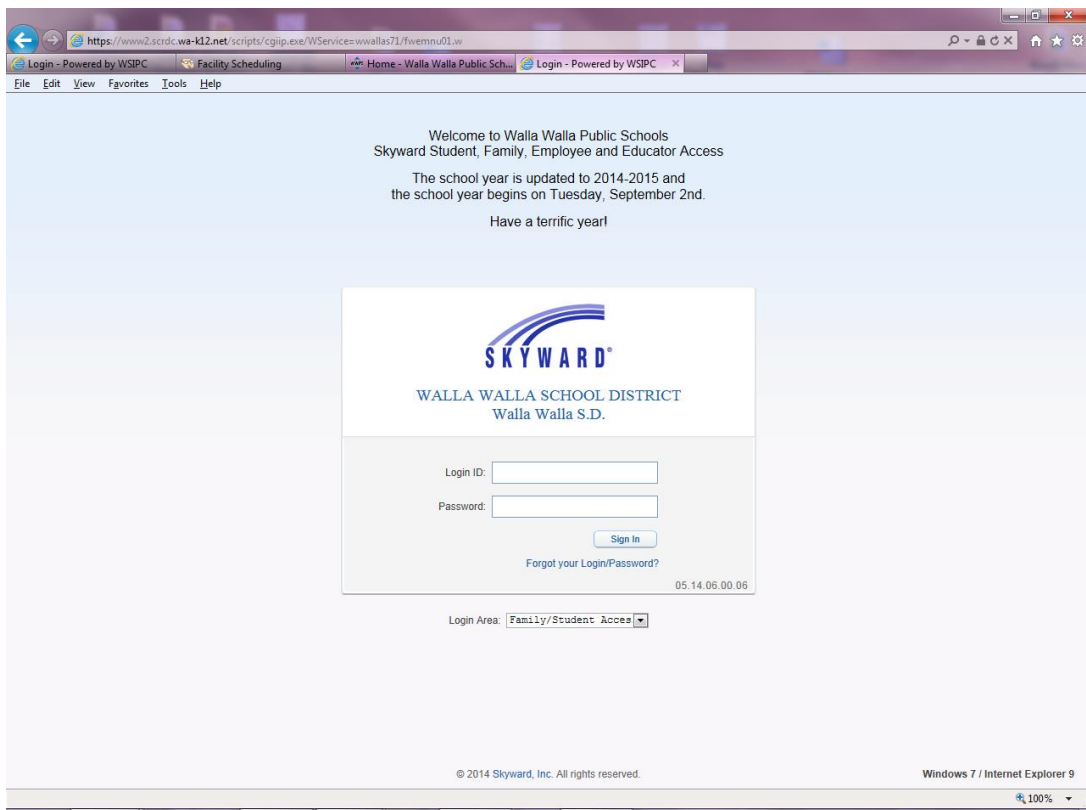
01/16/2018

1. Go to www.wwps.org
2. Select Resources/Online Payments

To go directly in to make a payment, log in with your User Name and Password. (If you need a user name and/or password, please contact Nancy Taylor at the District Office or your students' school office secretary). Then skip to the bottom of page 4 and follow the instructions from there.

B

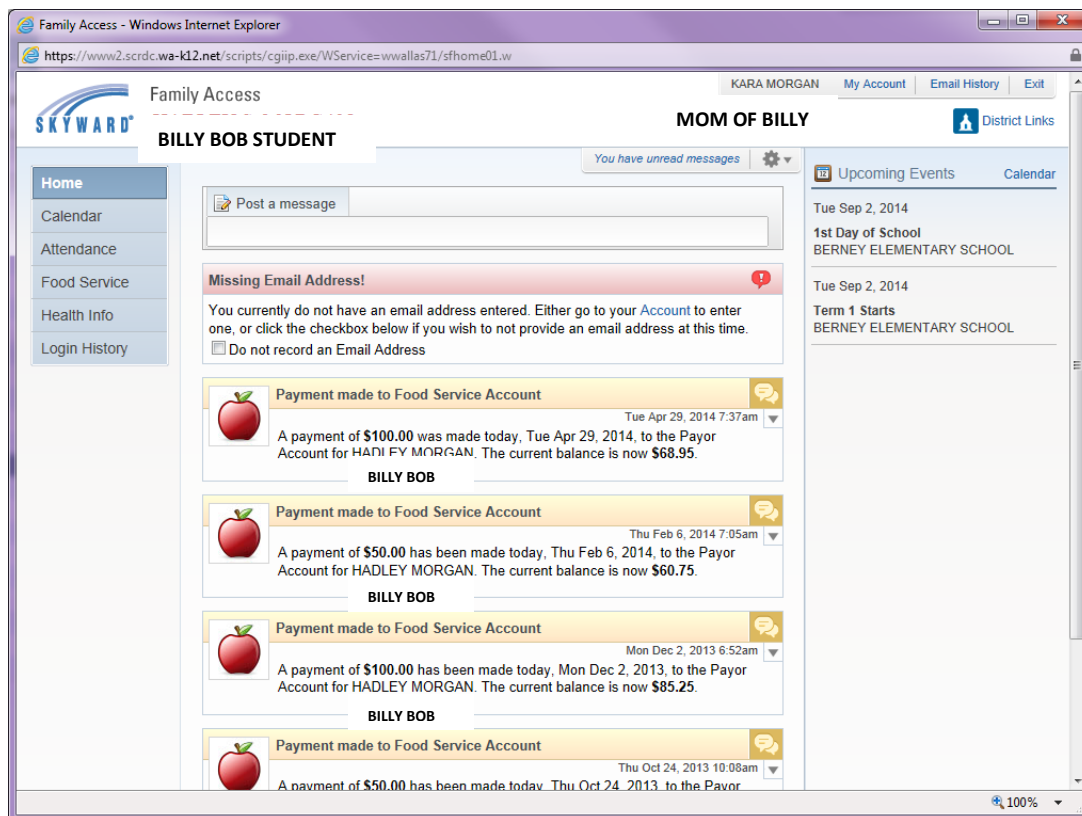
To see your student's meal activity and payment history, Choose" [Click here to be directed to the Skyward Family Access page](#)" and log in there. (Picture top of Page 2)



Once in Skyward Family Access, you can choose to see all students at once, or choose an individual student. On the left, you can see your choices. Click on Food Service to see account balance and meals eaten.

If you see the notice regarding Missing Email Address, (shown in previous picture) and you would like to receive email notifications of low balances and moneys due, please go to your account and enter your email address in the system.

Click on Food Service Tab. This will show you current account balances and payment history. You can also view your child's purchases from this page.



Family Access Food Service - Windows Internet Explorer

https://www2.scrdc.wa-k12.net/scripts/cgiip.exe/WService=wwallas71/sffoodservice001.w

Family Access **MOM OF BILLY** My Account Email History Exit

BILLY BOB STUDENT District Links

Home
Calendar
Attendance
Food Service
Health Info
Login History

Food Service Applications

Current Account Balance **BILLY BOB** **\$-14.50** PAID

Today's Lunch Menu **Lunch Calendar**
No lunch menu details are available for the current date.

Purchases for: **Tue Aug 19, 2014**
Previous Day Next Day

HADLEY (BERNEY ELEMENTARY SCHOOL)
Key Pad Number: 123456
Item Price
No transactions for this date.

Payment Date	Payment	Check #
Mon Apr 28, 2014	\$100.00	VIA WEB
Wed Feb 5, 2014	\$50.00	VIA WEB
Wed Nov 27, 2013	\$100.00	VIA WEB
Thu Oct 24, 2013	\$50.00	VIA WEB
Tue Sep 3, 2013	\$50.00	VIA WEB

100%

If you want to make payments to your child's account from here, go to the District Links Icon at the top right hand of the screen and choose Meal Payments.

Family Access Food Service - Windows Internet Explorer

https://www2.scrdc.wa-k12.net/scripts/cgiip.exe/WService=wwallas71/sffoodservice001.w

Family Access **KARA MORGAN** My Account Email History Exit

HADLEY S. MORGAN District Links

Home
Calendar
Attendance
Food Service
Health Info
Login History

Food Service Applications

Current Account Balance **HADLEY: \$-14.50** Lunch Type: PAID

Today's Lunch Menu **Lunch Calendar**
No lunch menu details are available for the current date.

Purchases for: **Previous Day** **Next Day**

HADLEY (BERNEY ELEMENTARY SCHOOL) **District Links**
WWPS
MEAL PAYMENTS

HADLEY (BERNEY ELEMENTARY SCHOOL)
Key Pad Number: 0809107
Item Price
No transactions for this date.

Payment Date	Payment	Check #
Mon Apr 28, 2014	\$100.00	VIA WEB
Wed Feb 5, 2014	\$50.00	VIA WEB
Wed Nov 27, 2013	\$100.00	VIA WEB
Thu Oct 24, 2013	\$50.00	VIA WEB
Tue Sep 3, 2013	\$50.00	VIA WEB

100%

123456

This will take you to the next screen where you will need to log in again to get to the payment center (same login & password). For further instruction on making online payments, please choose the option for instructions on the page pictured below.

The screenshot shows a web browser window with the URL <https://intouch.wmps.org/>. The page header features the Walla Walla School District No. 140 logo and the tagline "Partners in Learning". Below the header, a welcome message reads "Welcome to the Walla Walla School District Online Payment System". The "Family Login" section includes instructions: "Your User Name and Password are the same login used for Skyward Family Access." The "Login Tips" section provides additional guidance, including a link to the Skyward Family Access page and a link to detailed online payment system instructions. A login form with fields for "User Name" and "Password" and a "Sign in" button is located below the tips. At the bottom, logos for VISA, MasterCard, and DISCOVER are displayed, along with contact information for the Online Payment System and Student Meal Accounts.

Walla Walla School District No. 140
Partners in Learning

Welcome to the Walla Walla School District Online Payment System

Family Login




- Your User Name and Password are the same login used for Skyward Family Access.

Login Tips

- If your Skyward Family Access password has been changed, you must wait overnight for the new password to be updated in Online Payments.
- If you did not receive your Skyward Family Access Login/Password or have misplaced/forgotten it:
 - It is available in person at the main office of your student's school
 - [Click here to be directed to the Skyward Family Access page.](#) Click the "Forgot your Login/Password" link under the "Sign In" button to have your Login/Password sent to your email address. **Important:** If your password is changed you must wait overnight for the new password to be updated in Online Payments.
 - [Click here for detailed Online Payment System Instructions](#)

User Name

Password

Please contact the following for assistance:
Online Payment System: School Bookkeeper or District Help Desk 509-526-6726
Student Meal Accounts: Nutrition Services Office 509-527-3016

When you get to "Select Category" from the online instructions, choose Meal Payments.

The screenshot shows a web browser window with the URL <https://intouch.wmps.org/productsmain.aspx>. The page header features the Walla Walla School District No. 140 logo and the tagline "Partners in Learning". Below the header, a navigation bar includes links for "YOUR FAMILY", "Contact Us", and "Checkout". The "Shopping for" section displays "BILLY BOB STUDENT". The "You are here" breadcrumb trail shows the path: DISTRICT / Elementary School / Sharpstein Elementary School / MEAL PAYMENTS. A red text prompt asks the user to "CLICK HERE for Skyward Family Access." Below this, a table lists the available items for purchase. The table has columns for "Item", "Qty", and "Amount". The "Meal Payments" item is listed with a quantity of 1 and an amount of 0.00. A "Buy" button is next to the item. A note below the table states: "Leave quantity at 1 and enter amount of payment you want to deposit. Meal payments are posted to Skyward Food Service accounts @ 7:15 a.m. each school day." The browser's address bar and tabs are visible at the top, and a download bar at the bottom shows a file named "MaySpecial.jpg".


Walla Walla School District No. 140
Partners in Learning

YOUR FAMILY **Contact Us** **Checkout**

Shopping for BILLY BOB STUDENT

You are here DISTRICT / Elementary School / Sharpstein Elementary School / MEAL PAYMENTS

Please [CLICK HERE](#) for Skyward Family Access.

Item	Qty	Amount
 Meal Payments	1	0.00

Buy

Leave quantity at 1 and enter amount of payment you want to deposit. Meal payments are posted to Skyward Food Service accounts @ 7:15 a.m. each school day.

Under Meal Payments, choose Qty of 1 and enter dollar amount you would like to have posted to your students' meal account.

Then click on BUY

****If you have other students to add money to, return to "your family" and go to next student and follow previous instructions.**

When finished, click on "checkout"

***you will not be charged a processing fee for using the online purchase option**

Click on checkout again

Enter payment information and click Pay Now