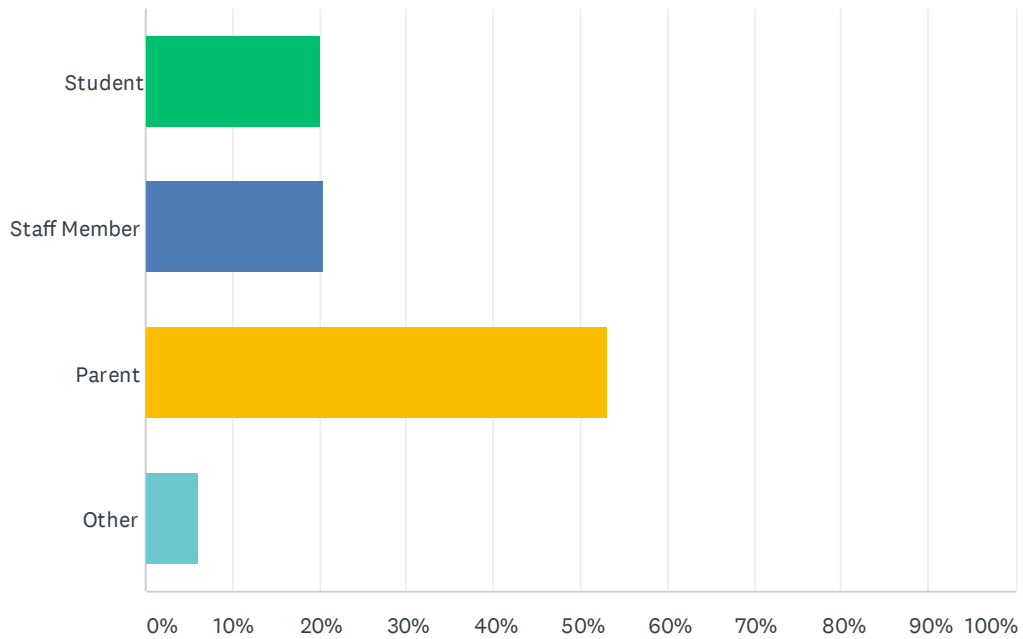


Q1 What best describes your relationship with Walla Walla Public Schools?

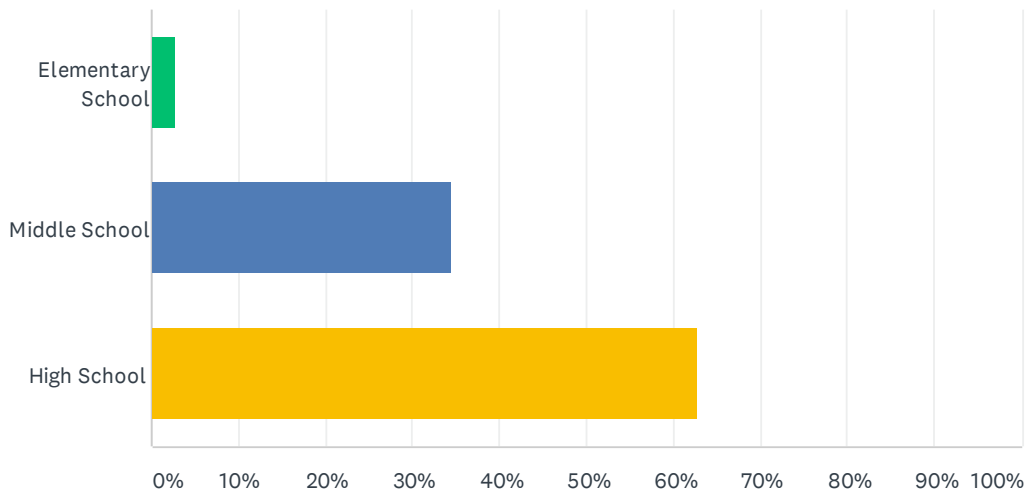
Answered: 2,229 Skipped: 0



ANSWER CHOICES	RESPONSES	
Student	20.14%	449
Staff Member	20.55%	458
Parent	53.21%	1,186
Other	6.10%	136
TOTAL		2,229

Q2 What is your current grade span?

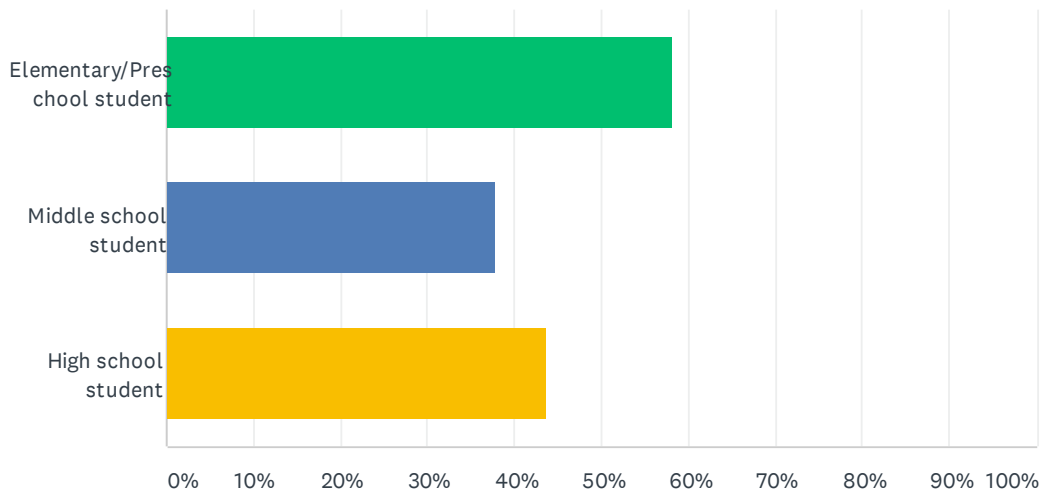
Answered: 444 Skipped: 1,785



ANSWER CHOICES	RESPONSES
Elementary School	2.70% 12
Middle School	34.46% 153
High School	62.84% 279
TOTAL	444

Q3 I am a parent of (select all that apply)

Answered: 1,183 Skipped: 1,046

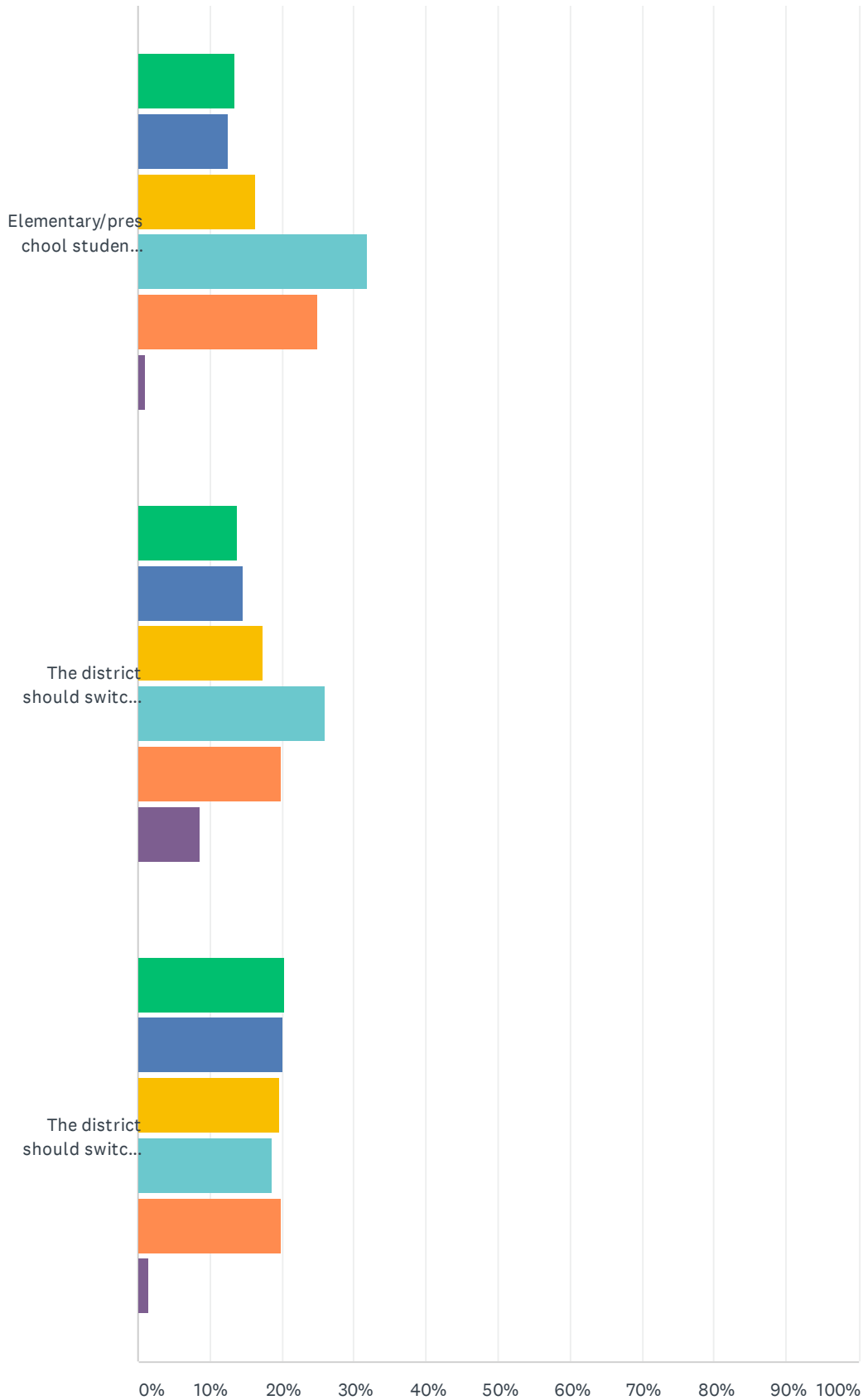


ANSWER CHOICES	RESPONSES	
Elementary/Preschool student	58.24%	689
Middle school student	37.87%	448
High school student	43.79%	518
Total Respondents: 1,183		

Q4 If state authorities do not allow campuses to fully reopen in the fall, or if a school is required to close for a short duration for cleaning, what is your level of support for the following elementary instructional solutions?

Answered: 657 Skipped: 1,572

Fall 2020 Preliminary Planning Feedback Survey



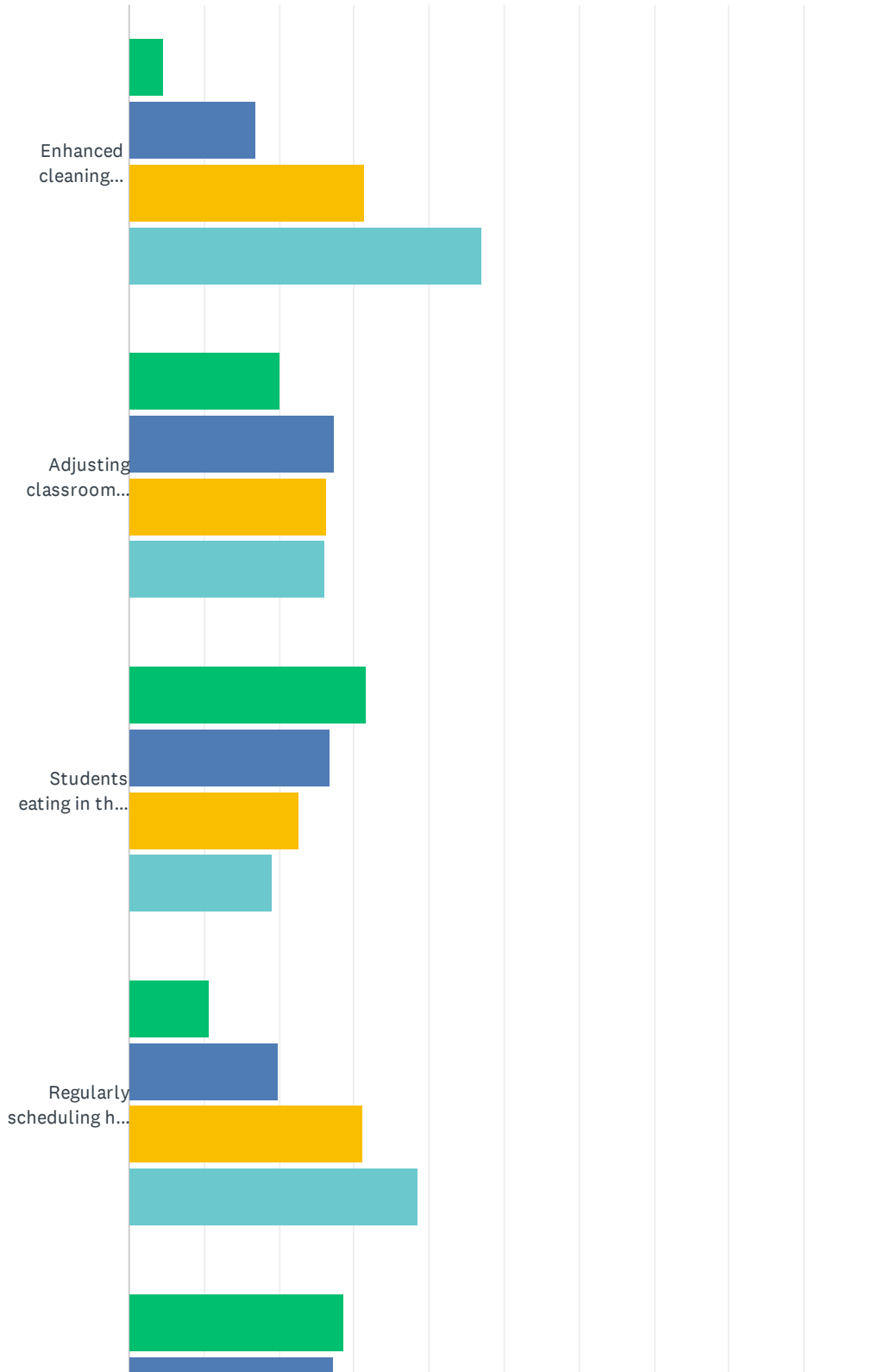
■ Strongly Oppose
 ■ Oppose
 ■ Neutral
 ■ Support
 ■ Strongly Support
 ■ Not Applicable/I don't have an opinion

Fall 2020 Preliminary Planning Feedback Survey

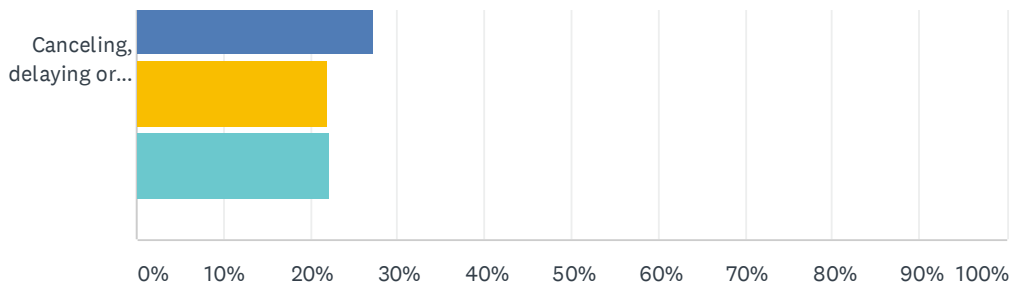
	STRONGLY OPPOSE	OPPOSE	NEUTRAL	SUPPORT	STRONGLY SUPPORT	NOT APPLICABLE/I DON'T HAVE AN OPINION	TOTAL
Elementary/preschool students should continue to use paper packets for daily instruction like they are doing this spring	13.34% 87	12.58% 82	16.26% 106	31.90% 208	24.85% 162	1.07% 7	652
The district should switch 3rd-5th grade elementary students to Google Classroom for daily instruction but continue the paper packet for preschool-2nd grade	13.86% 89	14.64% 94	17.29% 111	25.86% 166	19.78% 127	8.57% 55	642
The district should switch all elementary/preschool students to Google Classroom for daily instruction (supplying Chromebooks and wifi hotspots to families who do not have access)	20.25% 132	20.09% 131	19.63% 128	18.56% 121	19.94% 130	1.53% 10	652

Q5 Many factors are important when planning to reopen schools. How important are each of the following factors to you if and/or when schools are allowed to open back up for in-person instruction?

Answered: 2,000 Skipped: 229



Fall 2020 Preliminary Planning Feedback Survey

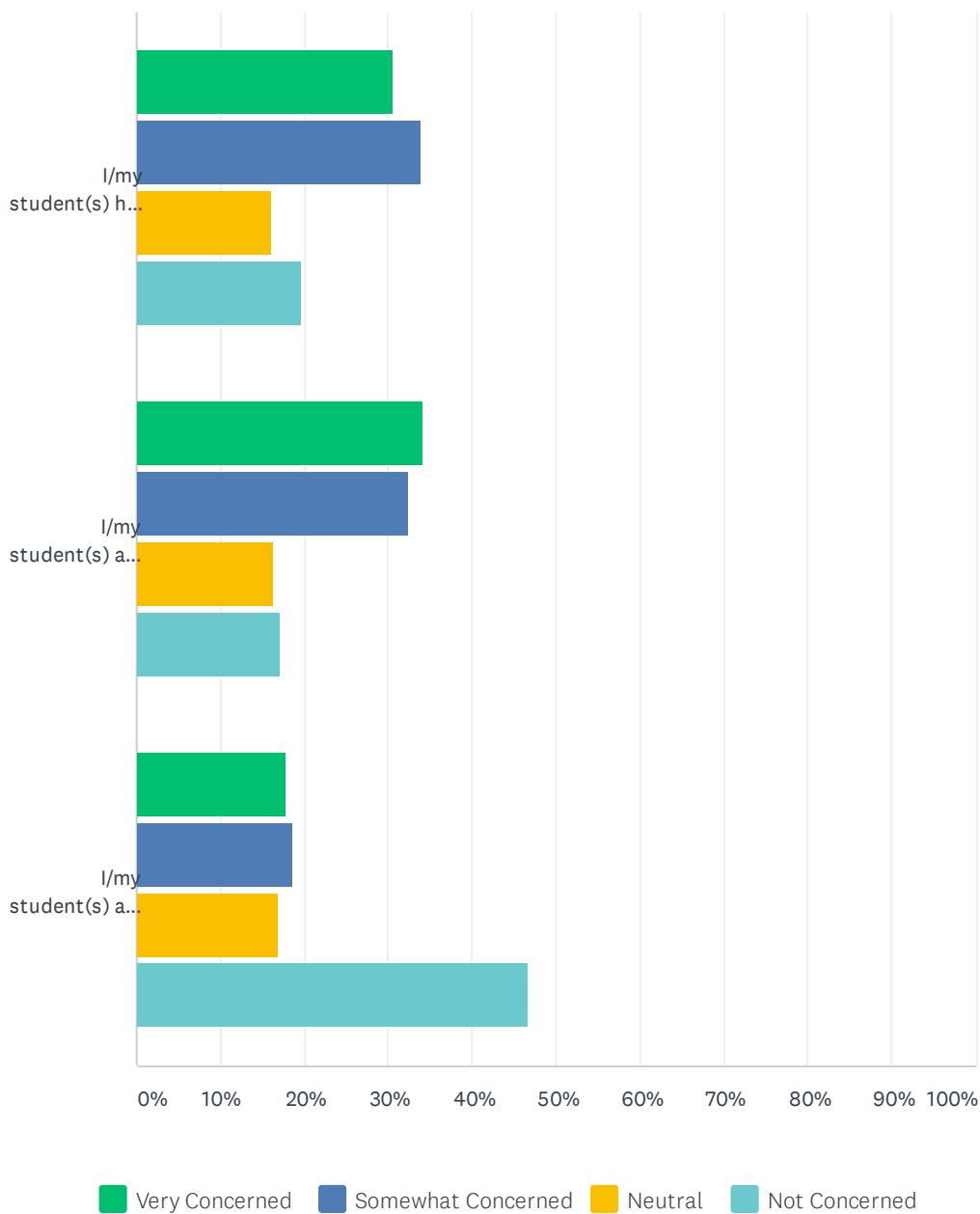


■ Not Important
 ■ Moderately Important
 ■ Important
 ■ Very Important

	NOT IMPORTANT	MODERATELY IMPORTANT	IMPORTANT	VERY IMPORTANT	TOTAL	WEIGHTED AVERAGE
Enhanced cleaning occurring in the schools	4.65% 93	16.91% 338	31.32% 626	47.12% 942	1,999	3.21
Adjusting classroom seating to maintain social distancing	20.02% 400	27.43% 548	26.33% 526	26.23% 524	1,998	2.59
Students eating in the classroom to avoid large-gathering cafeteria settings	31.65% 632	26.69% 533	22.68% 453	18.98% 379	1,997	2.29
Regularly scheduling hand washing into the student day	10.66% 213	19.82% 396	31.08% 621	38.44% 768	1,998	2.97
Canceling, delaying or limiting attendance at events/activities such as concerts, assemblies, and athletic contests	28.67% 568	27.16% 538	22.01% 436	22.16% 439	1,981	2.38

Q6 As we approach next school year, what is your level of concern for each of the following circumstances?

Answered: 1,994 Skipped: 235



Fall 2020 Preliminary Planning Feedback Survey

	VERY CONCERNED	SOMEWHAT CONCERNED	NEUTRAL	NOT CONCERNED	TOTAL	WEIGHTED AVERAGE
I/my student(s) have fallen behind in their learning due to school campus closures	30.51% 608	33.82% 674	16.06% 320	19.62% 391	1,993	2.25
I/my student(s) are struggling to cope socially/emotionally due to extended school campus closures	34.19% 681	32.38% 645	16.37% 326	17.07% 340	1,992	2.16
I/my student(s) are not having their basic needs met due to extended school campus closures (e.g. food, mental health/counseling, physical exercise)	17.73% 353	18.63% 371	16.98% 338	46.66% 929	1,991	2.93