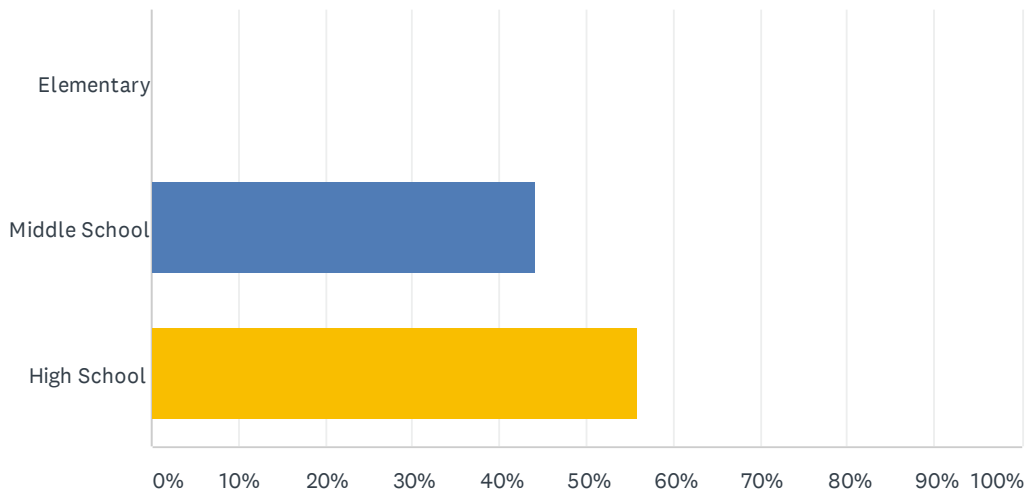


Q1 What best describes the level of students you most often serve

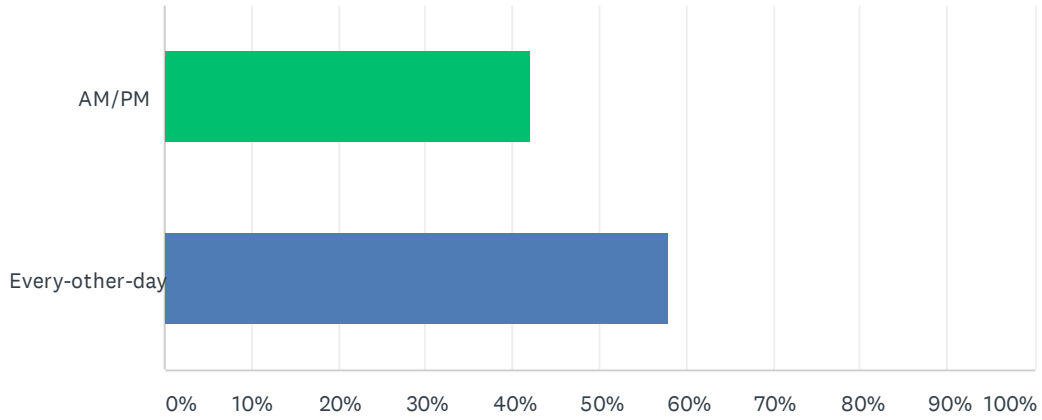
Answered: 138 Skipped: 0



ANSWER CHOICES	RESPONSES	
Elementary	0.00%	0
Middle School	44.20%	61
High School	55.80%	77
TOTAL		138

Q2 Which model do you feel would best serve students overall?

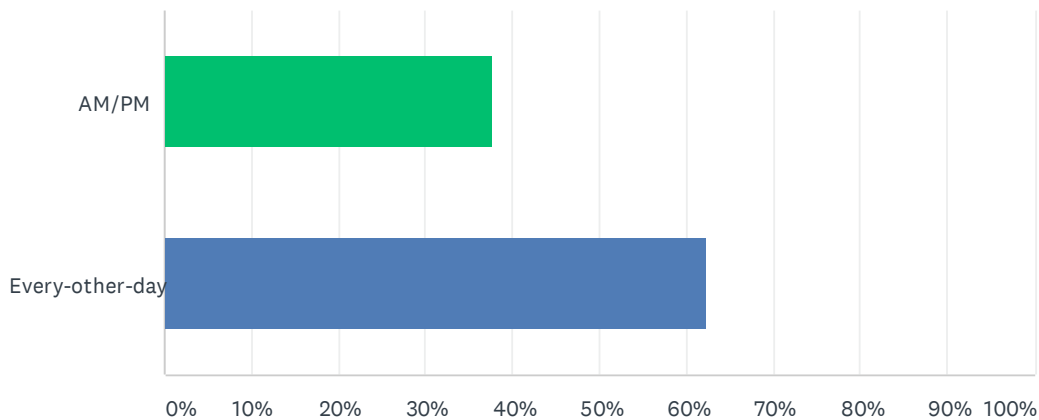
Answered: 138 Skipped: 0



ANSWER CHOICES	RESPONSES
AM/PM	42.03% 58
Every-other-day	57.97% 80
TOTAL	138

Q3 Which model would be best from a teacher's perspective (e.g. planning/prep, stress, ease of delivery, instructional progression)

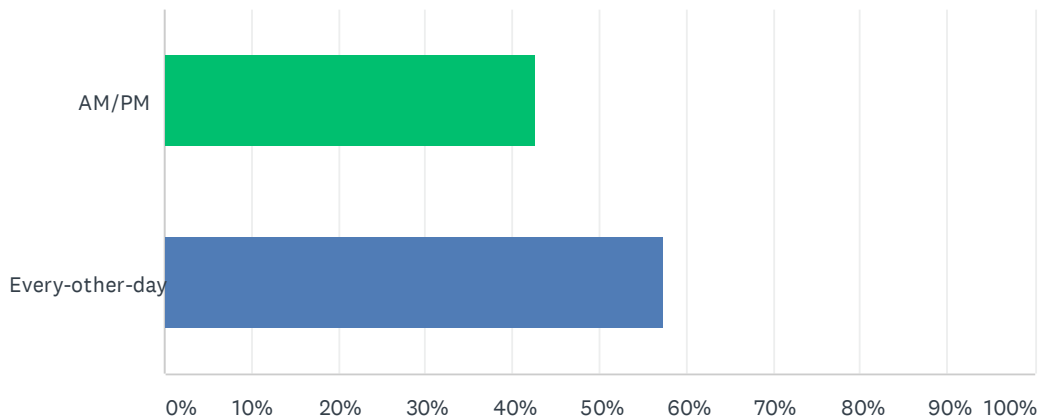
Answered: 138 Skipped: 0



ANSWER CHOICES	RESPONSES	
AM/PM	37.68%	52
Every-other-day	62.32%	86
TOTAL		138

Q4 Which model would be best from a parent/family perspective?

Answered: 138 Skipped: 0



ANSWER CHOICES	RESPONSES
AM/PM	42.75% 59
Every-other-day	57.25% 79
TOTAL	138