






# Walla Walla Public Schools

## 2020-21 Roadmap to Safely Reopening Schools

Stages (Red through Blue)	Possible Community Assessment Indicators	School Delivery Models
 <p>Walla Walla Public Schools</p>	<ul style="list-style-type: none"> <li>• Possible vaccine or herd immunity conditions met</li> <li>• State or local guidance permits full school reopening</li> <li>• District’s ability to successfully control school-related spread of virus in Green Phase</li> </ul>	<ul style="list-style-type: none"> <li>• Full day experience for all students with continued safety and cleaning measures</li> </ul>
 <p>Walla Walla Public Schools</p>	<ul style="list-style-type: none"> <li>• Local viral trends improve, revealing a lower level of community transmission and other associated health indicators               <ul style="list-style-type: none"> <li>○ e.g. &lt;50 cases/100K/14 days (&lt;30 cases/WW County/14 days)*, stable or decreasing hospitalization rate, stable or decreasing test positivity rate</li> <li>○ District’s ability to successfully control school-related spread of virus in Yellow Phase</li> <li>○ Consult with local health officials</li> </ul> </li> </ul>	<ul style="list-style-type: none"> <li>• PK-12<sup>th</sup> Grade: AM/PM Hybrid Learning</li> <li>• Full-day experience for specific special education, English Language and opportunity/performance gap students</li> <li>• Comprehensive cleaning, screening and safety measures</li> </ul>
 <p>Walla Walla Public Schools</p>	<ul style="list-style-type: none"> <li>• Viral trends stabilize, signified by a moderate level of community transmission and other associated health indicators               <ul style="list-style-type: none"> <li>○ e.g. 50-75 cases/100K/14 days (30-45 cases/WW County/14 days)*, stable hospitalization rate, stable test positivity rate</li> <li>○ District’s ability to successfully control school-related spread of virus in Orange Phase</li> <li>○ Consult with local health officials</li> </ul> </li> </ul>	<ul style="list-style-type: none"> <li>• Comprehensive Distance Learning 2.0 for 3<sup>rd</sup>-12<sup>th</sup> grade students</li> <li>• PK-2<sup>nd</sup> Grade: AM/PM Hybrid Learning and full day experience for specific special education, English Language and opportunity/performance gap students</li> <li>• Comprehensive cleaning, screening and safety measures</li> </ul>
<p style="text-align: center;"><b>Fall 2020</b></p>  <p>Walla Walla Public Schools</p>	<ul style="list-style-type: none"> <li>• Viral trends continue to demonstrate a high level of community transmission               <ul style="list-style-type: none"> <li>○ e.g. &gt;75 cases/100K/14 days (&gt;45 cases/WW County/14 days)*</li> <li>○ Consult with local health officials</li> </ul> </li> </ul>	<ul style="list-style-type: none"> <li>• Comprehensive Distance Learning 2.0 for most students</li> <li>• Students in self-contained programs (e.g. STEP, Life Skills, DD, RISE, Behavior, Preschool Sped) served full day or part day on-site in small cohorts (5 students or fewer)</li> <li>• SEATech Skills Center and limited CTE/Visual Arts student lab hours permitted for specific courses (5 students or fewer per room)</li> <li>• Teachers/staff in building to deliver D.L. 2.0</li> <li>• TK/KG orientation week (Sep 8-11). Individual parent-student-teacher conference</li> <li>• Comprehensive cleaning, screening and safety measures</li> </ul>
 <p>Walla Walla Public Schools</p>	<ul style="list-style-type: none"> <li>• Viral trends deteriorate, signified by a high level of community transmission               <ul style="list-style-type: none"> <li>○ e.g. &gt;450 cases/100K/14 days (&gt;270 cases/WW County/14 days)*</li> <li>○ Consult with local health officials</li> <li>○ State or local officials or health authority recommends limiting all building access for safety reasons</li> </ul> </li> </ul>	<ul style="list-style-type: none"> <li>• Comprehensive Distance Learning 2.0 for all students</li> <li>• Buildings closed to students and most staff</li> </ul>

\*Case counts are based on Wa DOH guidance and will be used as a guide to inform district decisions on stage movement. Community-level analysis of case counts and individual circumstances will be reviewed and considered to ensure county counts accurately reflect community transmission rates (e.g. industrial facilities, penitentiary and outlying communities may skew local community transmission data).