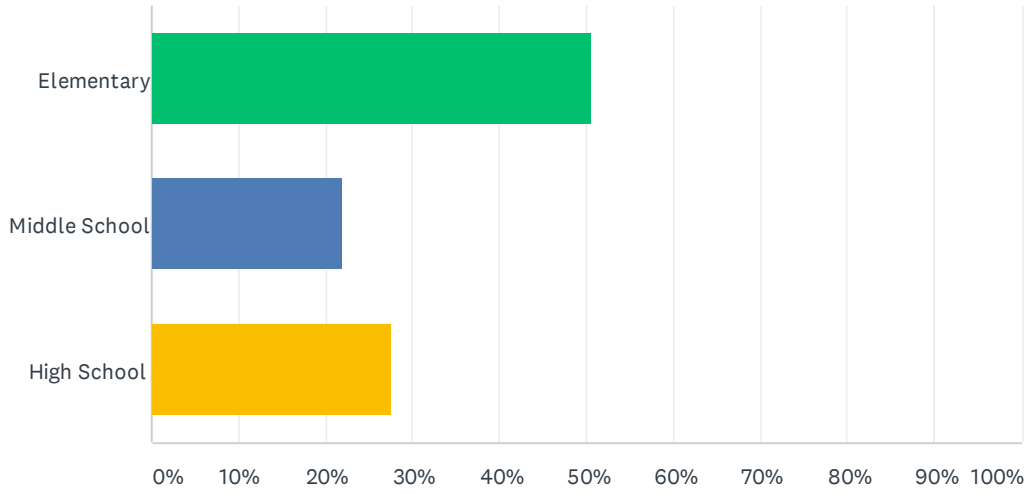


Q1 What best describes the level of students you most often serve

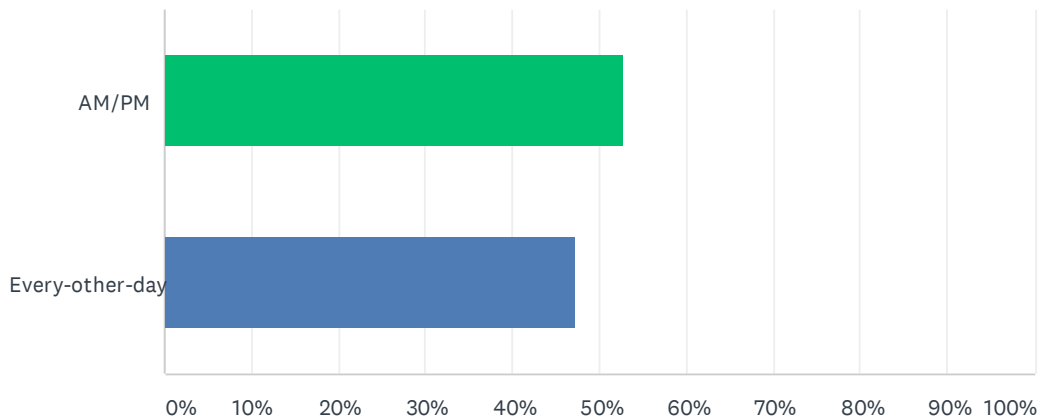
Answered: 279 Skipped: 0



ANSWER CHOICES	RESPONSES	
Elementary	50.54%	141
Middle School	21.86%	61
High School	27.60%	77
TOTAL		279

Q2 Which model do you feel would best serve students overall?

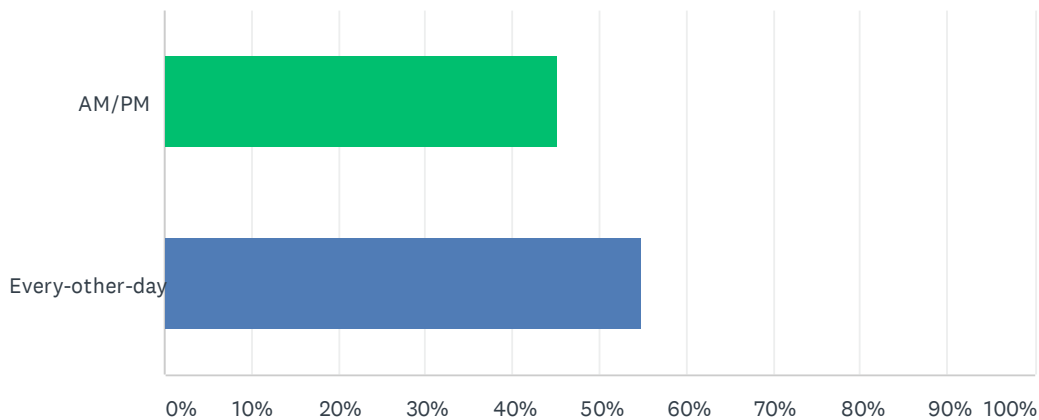
Answered: 279 Skipped: 0



ANSWER CHOICES	RESPONSES
AM/PM	52.69% 147
Every-other-day	47.31% 132
TOTAL	279

Q3 Which model would be best from a teacher's perspective (e.g. planning/prep, stress, ease of delivery, instructional progression)

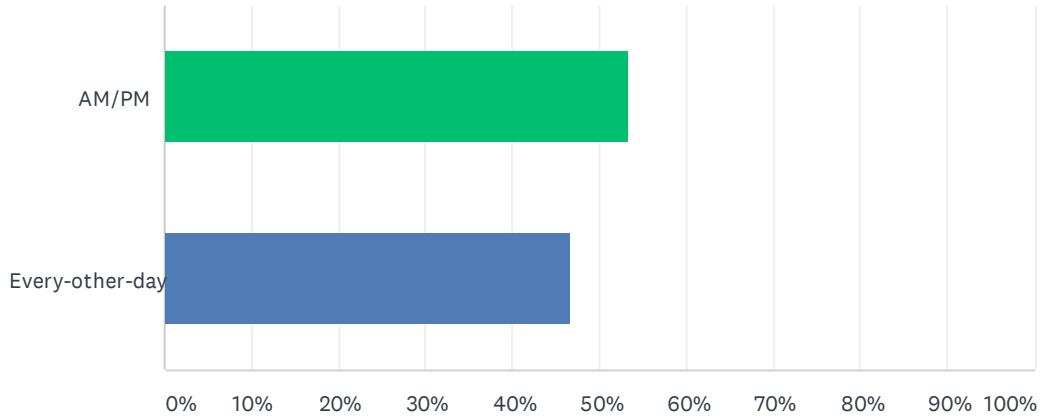
Answered: 279 Skipped: 0



ANSWER CHOICES	RESPONSES	
AM/PM	45.16%	126
Every-other-day	54.84%	153
TOTAL		279

Q4 Which model would be best from a parent/family perspective?

Answered: 279 Skipped: 0



ANSWER CHOICES	RESPONSES	
AM/PM	53.41%	149
Every-other-day	46.59%	130
TOTAL		279